

ALUMINUM EXTRUSION
PROFILE AND ACCESORIES




MEXFRAME

PART NUMBER

MM-90x90 MM-45x90 MM-45x45 MM-45x45HR MM-45x45LR MM-40x40 MM-30x30 MM-20x20 MM-60x60 MM-30x60 MM-45X45R

DESCRIPTION

EXTRUDED ALUMINUM
Length: 20ft (6.1mt)



Aluminum vs Steel

Think about the fact that, volume for volume aluminum is one third the weight of iron, steel, copper or brass. Yet it has yield strength of 35, 000 psi, which means it is comparable to A36 steel carbon (frequently used in applications such as equipment and machinery supports as well as building frames). Furthermore, aluminum is resilient and can flex under loads or reshape itself after the shock of impact.

80/20 T-slot Aluminum

Modularity is just a part of the many benefits aluminum offers to those looking for an alternative to steel and iron. Other benefits:

- Weighs less than steel
- Corrosion-resistant
- No welding required
- Costs less than steel
- Strength similar to steel
- Machining not required

Welded Steel Frame

For the skilled welder, steel can be a viable option but for many it's not an option for many reasons:

- More time and labor
 - Welding required
 - Machining required
 - More expensive
 - Needs painting
 - One fixed design
- viratechnologies.net

Mexico

- 📍 Julimes 6002 Col: Nuevo Hipódromo C.P 32685 cd Juárez, Chihuahua
- ✉ sales@viratechnologies.net
- ☎ Tel. Oficina +52 (656) 664 7180 EXT: 107
- ☎ Celular (656) 185 5192



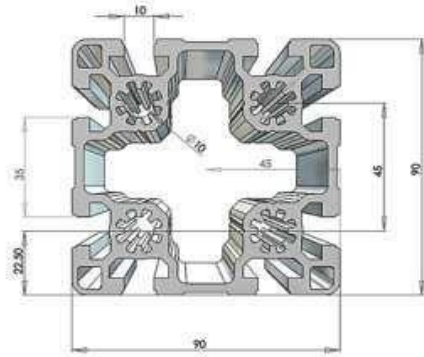
USA

- 📍 6930 Market, Suite E El Paso, TX 79915 US
- ✉ [Sergio Nava snava@borderstatestech.com](mailto:Sergio.Nava.snav@borderstatestech.com)
- ☎ Tel: Oficina 01 915 613 4191
- ☎ Celular (656) 418 0730



ALUMINUM EXTRUSION PROFILE AND ACCESORIES

MM-90X90



Hardness (Webster):

T5 (9-11 Wb)

Color:

Matting 12 microns

Application:

Anodized

Film Thickness:

12 to 14 microns

Sealed:

1 drop of 40% nitric acid

1 drop of 1% aluminum blue

90x90

A = 24,1 cm²

I_x = 211,1 cm⁴

I_y = 211,1 cm⁴

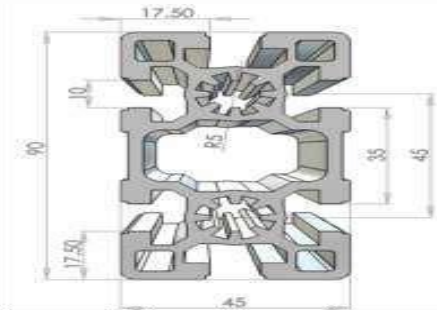
W_x = 46,9 cm³

W_y = 46,9 cm³

m = 6,5 kg/m

SPLINE	PROFILE SURFACE A (cm ²)			MOMENT OF INERTIA I _x (cm ⁴) I _y (cm ⁴)		MOMENT OF RESISTANCE W _x (cm ³) W _y (cm ³)		VOLUME m (kg/m)	
	10	38,4			299,8	299,8	66,7	66,7	10,4
(Alloy)									
6063	0.20-0.60	0.45-0.90	<0.35	<0.10	<0.10	<0.10	-	<0.10	<0.10

MM-45x90



Hardness (Webster):

T5 (9-11 Wb)

Color:

Matting 12 microns

Application:

Anodized

Film Thickness:

12 to 14 microns

Sealed:

1 drop of 40% nitric acid

1 drop of 1% aluminum blue

45x90

A = 15,4 cm²

I_x = 124,6 cm⁴

I_y = 32,8 cm⁴

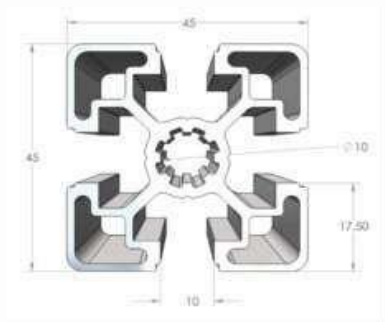
W_x = 27,7 cm³

W_y = 14,6 cm³

m = 4,2 kg/m

SPLINE	PROFILE SURFACE A (cm ²)			MOMENT OF INERTIA I _x (cm ⁴) I _y (cm ⁴)		MOMENT OF RESISTANCE W _x (cm ³) W _y (cm ³)		VOLUME m (kg/m)	
	10	15,4			124,6	32,8	27,7	14,6	4,2
(Alloy)									
6063	0.20-0.60	0.45-0.90	<0.35	<0.10	<0.10	<0.10	-	<0.10	<0.10

MM-45x45



Hardness (Webster):

T5 (9-11 Wb)

Color:

Matting 12 microns

Application:

Anodized

Film Thickness:

12 to 14 microns

Sealed:

1 drop of 40% nitric acid

1 drop of 1% aluminum blue

45x45

A = 7,5 cm²

I_x = 13,8 cm⁴

I_y = 13,8 cm⁴

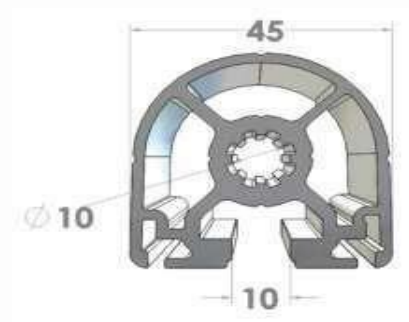
W_x = 6,1 cm³

W_y = 6,1 cm³

m = 2,0 kg/m

SPLINE		PROFILE SURFACE A (cm ²)			MOMENT OF INERTIA I _x (cm ⁴) I _y (cm ⁴)		MOMENT OF RESISTANCE W _x (cm ³) W _y (cm ³)		VOLUME m (kg/m)	
10		6,0			11,7	11,7	5,2	5,2	1,6	
Metal Composition (Alloy)	%Si	%Mg	%Fe	%Cu	%Mn	%Cr	%Ni	%Zn	%Ti	
6063	0.20-0.60	0.45-0.90	<0.35	<0.10	<0.10	<0.10	-	<0.10	<0.10	

MM-45x45HR



Hardness (Webster):

T5 (9-11 Wb)

Color:

Matting 12 microns

Application:

Anodized

Film Thickness:

12 to 14 microns

Sealed:

1 drop of 40% nitric acid

1 drop of 1% aluminum blue

45x45HR

A = 6,6 cm²

I_x = 11,0 cm⁴

I_y = 10,7 cm⁴

W_x = 4,4 cm³

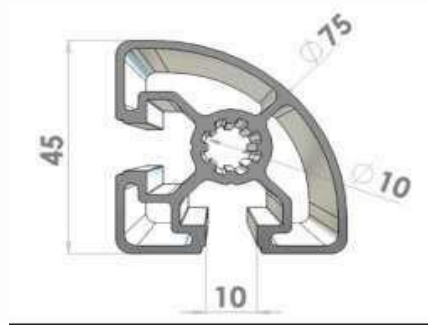
W_y = 4,8 cm³

m = 1,8 kg/m

SPLINE		PROFILE SURFACE A (cm ²)			MOMENT OF INERTIA I _x (cm ⁴) I _y (cm ⁴)		MOMENT OF RESISTANCE W _x (cm ³) W _y (cm ³)		VOLUME m (kg/m)	
10		3,6			11,0	10,7	4,4	4,8	1,8	
(Alloy)	%Si	%Mg	%Fe	%Cu	%Mn	%Cr	%Ni	%Zn	%Ti	
6063	0.20-0.60	0.45-0.90	<0.35	<0.10	<0.10	<0.10	-	<0.10	<0.10	

ALUMINUM EXTRUSION PROFILE AND ACCESORIES

MM-45x45LR

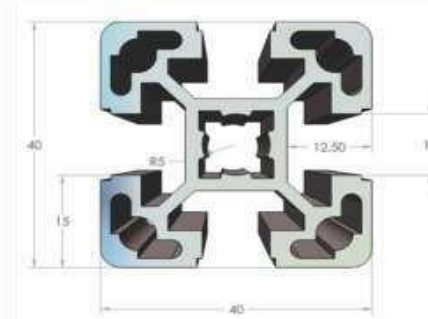


Hardness (Webster): T5 (9-11 Wb)
 Color: Matting 12 microns
 Application: Anodized
 Film Thickness: 12 to 14 microns
 Sealed: 1 drop of 40% nitric acid
 1 drop of 1% aluminum blue

45x45LR
 $A = 4,9 \text{ cm}^2$
 $I_x = 8,6 \text{ cm}^4$
 $I_y = 8,6 \text{ cm}^4$
 $W_x = 5,0 \text{ cm}^3$
 $W_y = 5,0 \text{ cm}^3$
 $m = 1,3 \text{ kg/m}$

SPLINE	PROFILE SURFACE A (cm ²)			MOMENT OF INERTIA I _x (cm ⁴) I _y (cm ⁴)		MOMENT OF RESISTANCE W _x (cm ³) W _y (cm ³)		VOLUME m (kg/m)	
	10	4,9			8,6	8,6	5,0	5,0	1,3
Metal Composition (Alloy)	%Si	%Mg	%Fe	%Cu	%Mn	%Cr	%Ni	%Zn	%Ti
6063	0.20-0.60	0.45-0.90	<0.35	<0.10	<0.10	<0.10	-	<0.10	<0.10

MM-40x40L

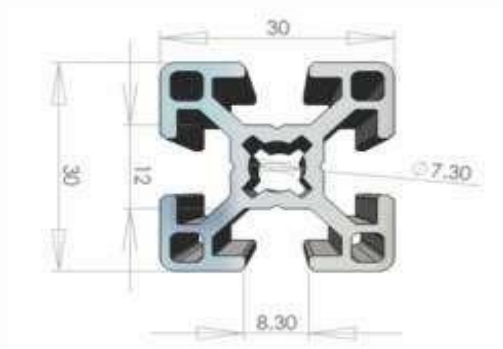


Hardness (Webster): T5 (9-11 Wb)
 Color: Matting 12 microns
 Application: Anodized
 Film Thickness: 12 to 14 microns
 Sealed: 1 drop of 40% nitric acid
 1 drop of 1% aluminum blue

40x40L
 $A = 5,6 \text{ cm}^2$
 $I_x = 9,1 \text{ cm}^4$
 $I_y = 9,1 \text{ cm}^4$
 $W_x = 4,5 \text{ cm}^3$
 $W_y = 4,5 \text{ cm}^3$
 $m = 1,5 \text{ kg/m}$

SPLINE	PROFILE SURFACE A (cm ²)			MOMENT OF INERTIA I _x (cm ⁴) I _y (cm ⁴)		MOMENT OF RESISTANCE W _x (cm ³) W _y (cm ³)		VOLUME m (kg/m)	
	10	5,6			9,1	9,1	4,5	4,5	1,5
Metal Composition (Alloy)	%Si	%Mg	%Fe	%Cu	%Mn	%Cr	%Ni	%Zn	%Ti
6063	0.20-0.60	0.45-0.90	<0.35	<0.10	<0.10	<0.10	-	<0.10	<0.10

MM-30x30



Hardness (Webster):

T5 (9-11 Wb)

Color:

Matting 12 microns

Application:

Anodized

Film Thickness:

12 to 14 microns

Sealed:

1 drop of 40% nitric acid

1 drop of 1% aluminum blue

30x30

A = 3,1 cm²

I_x = 2,8 cm⁴

I_y = 2,8 cm⁴

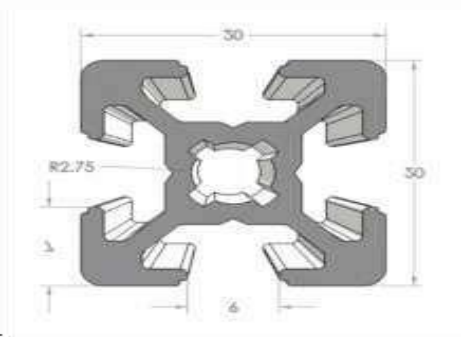
W_x = 1,8 cm³

W_y = 1,8 cm³

m = 0,9 kg/m

SPLINE	PROFILE SURFACE A (cm ²)			MOMENT OF INERTIA I _x (cm ⁴) I _y (cm ⁴)		MOMENT OF RESISTANCE W _x (cm ³) W _y (cm ³)		VOLUME m (kg/m)	
	8	3,1			2,8	2,8	1,8	1,8	0,9
Metal Composition (Alloy)	%Si	%Mg	%Fe	%Cu	%Mn	%Cr	%Ni	%Zn	%Ti
6063	0.20-0.60	0.45-0.90	<0.35	<0.10	<0.10	<0.10	-	<0.10	<0.10

MM-20x20



Hardness (Webster):

T5 (9-11 Wb)

Color:

Matting 12 microns

Application:

Anodized

Film Thickness:

12 to 14 microns

Sealed:

1 drop of 40% nitric acid

1 drop of 1% aluminum blue

20x20

A = 1,6 cm²

I_x = 0,7 cm⁴

I_y = 0,7 cm⁴

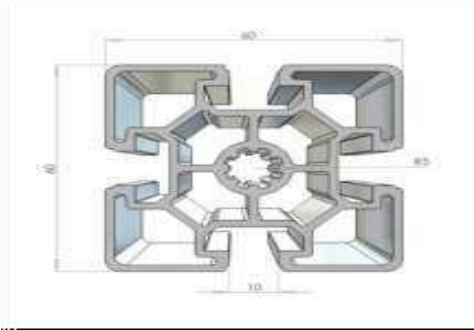
W_x = 0,7 cm³

W_y = 0,7 cm³

m = 0,4 kg/m

SPLINE	PROFILE SURFACE A (cm ²)			MOMENT OF INERTIA I _x (cm ⁴) I _y (cm ⁴)		MOMENT OF RESISTANCE W _x (cm ³) W _y (cm ³)		VOLUME m (kg/m)	
	10	1,6			0,7	0,7	0,7	0,7	0,4
Metal Composition (Alloy)	%Si	%Mg	%Fe	%Cu	%Mn	%Cr	%Ni	%Zn	%Ti
6063	0.20-0.60	0.45-0.90	<0.35	<0.10	<0.10	<0.10	-	<0.10	<0.10

MM-60x60L



Hardness (Webster):

T5 (9-11 Wb)

Color:

Matting 12 microns

Application:

Anodized

Film Thickness:

12 to 14 microns

Sealed:

1 drop of 40% nitric acid

1 drop of 1% aluminum blue

60x60L

A = 9,6 cm²

I_x = 32,4 cm⁴

I_y = 32,4 cm⁴

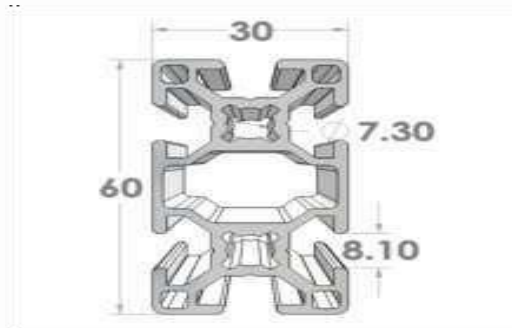
W_x = 10,8 cm³

W_y = 10,8 cm³

m = 2,6 kg/m

SPLINE	PROFILE SURFACE A (cm ²)			MOMENT OF INERTIA I _x (cm ⁴) I _y (cm ⁴)		MOMENT OF RESISTANCE W _x (cm ³) W _y (cm ³)		VOLUME m (kg/m)	
	10	9,6			32,4	32,	10,8	10,	2,6
(Alloy)									
6063	0.20-0.60	0.45-0.90	<0.35	<0.10	<0.10	<0.10	-	<0.10	<0.10

MM-30x60



Hardness (Webster):

T5 (9-11 Wb)

Color:

Matting 12 microns

Application:

Anodized

Film Thickness:

12 to 14 microns

Sealed:

1 drop of 40% nitric acid

1 drop of 1% aluminum blue

30x60

A = 5,5 cm²

I_x = 19,6 cm⁴

I_y = 5,1 cm⁴

W_x = 7,0 cm³

W_y = 3,9 cm³

m = 1,5 kg/m





















SPLINE	PROFILE SURFACE A (cm ²)			MOMENT OF INERTIA I _x (cm ⁴) I _y (cm ⁴)		MOMENT OF RESISTANCE W _x (cm ³) W _y (cm ³)		VOLUME m (kg/m)	
	8	5,5			19,6	5,1	7,0	3,9	1,5
Metal Composition (Alloy)	%Si	%Mg	%Fe	%Cu	%Mn	%Cr	%Ni	%Zn	%Ti
6063	0.20-0.60	0.45-0.90	<0.35	<0.10	<0.10	<0.10	-	<0.10	<0.10



Dirección:
Julimes #6002

E-Mail:
Sales@viratechnologies.Net

Llámanos:
+52[656]418.0730

	5		10
	6		11
	7		11-12
	7-8		12
	8		12
	8		12
	9		13
	9		13
	9		13
	9-10		14

	14		31-33
	15		34-35
	16		36-37
	16		38
	17-21		38
	22-28		38-39
	29		40
	29		40-41
	29-30		42-43
	31		



MEXFRAME

Socket Head Cap Screw



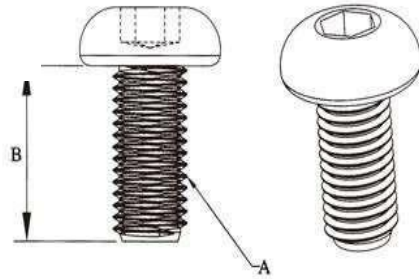
Compatibility code	A	B	Weight(kg)	Model	
SHCS	M4	16	0.003	5300	
		8	0.002	5239	
		10	0.002	5140	
	M5	12	0.003	5358	
		16	0.004	5146	
		20	0.006	5230	
		25	0.007	5242	
		30	0.008	5255	
		M6	12	0.005	5147
			16	0.006	5148
	20		0.007	5109	
	25		0.011	5232	
	30		0.013	5243	
	35		0.015	5244	
	40		0.017	5245	
	45		0.019	5246	
		50	0.022	5247	
		60	0.025	5248	

Compatibility code	A	B	Weight(kg)	Model
SHCS	M8	12	0.01	5249
		16	0.011	5110
		20	0.013	5149
		25	0.015	5111
		30	0.016	5250
		35	0.017	5251
		40	0.019	5112
		45	0.021	5038
		60	0.027	5150
		65	0.029	5234
		70	0.032	5261
		80	0.037	5151
		85	0.04	5252
		100	0.045	5152
		110	0.049	5153
	120	0.051	5154	
	M12	30	0.037	5113
		40	0.047	5155
		50	0.057	5114
		60	0.067	5115
		80	0.087	5116
		100	0.107	5117



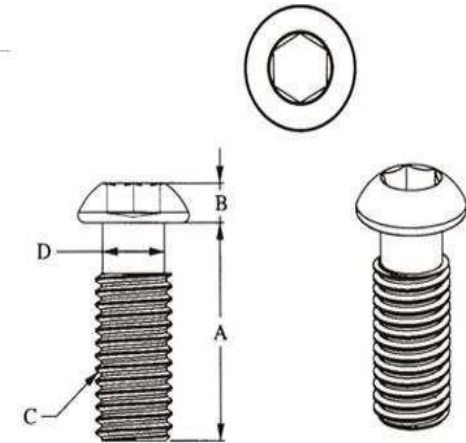
MEXFRAME

Button Head Socket Screw



Compatibility code	A	B	Weight(kg)	Model
BHSCS	M4	6	0.001	5295
		8	0.001	5160
		10	0.0015	5161
		12	0.002	5162
		16	0.003	5163
	M5	8	0.002	5094
		10	0.0025	5095
		12	0.0035	5096
		16	0.005	5097
		20	0.007	5240
		25	0.009	5241
	M6	10	0.003	5098
		12	0.0035	5099
		16	0.0045	5100
		20	0.0055	5101
		25	0.0065	5164
		35	0.008	5165

Compatibility code	A	B	Weight(kg)	Model
BHSCS	M8	12	0.075	5223
		16	0.009	5102
		18	0.0095	5103
		20	0.01	5104
		25	0.012	5105
		30	0.014	5106
		40	0.016	5107

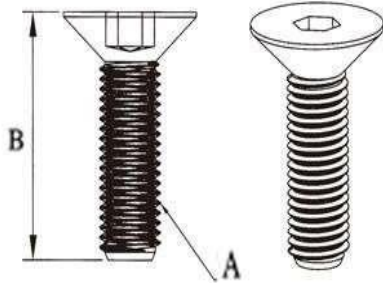


Compatibility code	A	B	C	D	Weight(kg)	Model
BHSCS	30	5.3	M12	8	0.029	5108
	30	5.7	M12	10	0.032	5217



MEXFRAME

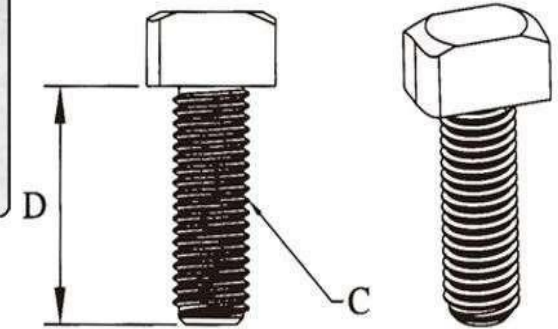
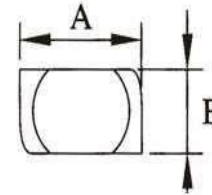

Flat Socket Head Screw



Compatibility code	A	B	Weight(kg)	Model
FHSCS	M4	10	0.001	5084
		8	0.0015	5227
	M5	10	0.002	5085
		12	0.003	5256
		16	0.004	5253
		20	0.005	5254
	M6	10	0.003	5086
		12	0.004	5087
		16	0.005	5088
		18	0.006	5231
		20	0.007	5156
		30	0.008	5157
	M8	16	0.0075	5089
		20	0.009	5090
		25	0.01	5091
		40	0.014	5158
		45	0.016	5233

Compatibility code	A	B	Weight(kg)	Model
FHSCS	M12	25	0.021	5092
		30	0.025	5093

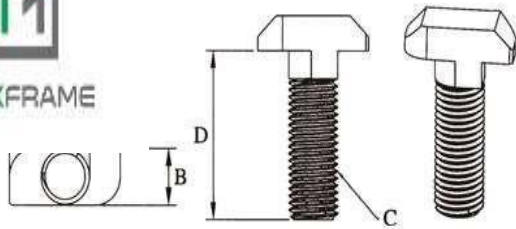
Drop-in T-studs(GB)



Model	A	B	C	D	Weight(kg)	Compatibility code
5237	10	6	M6	16	0.005	30
5039				20	0.006	
5040				25	0.007	
5278	14	8	M8	16	0.01	40
5042				20	0.011	
5043				25	0.013	
5044				30	0.015	
5045				35	0.017	

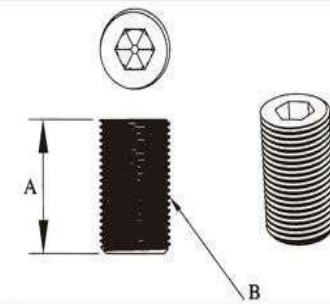


Drop-in T-studs(OB)



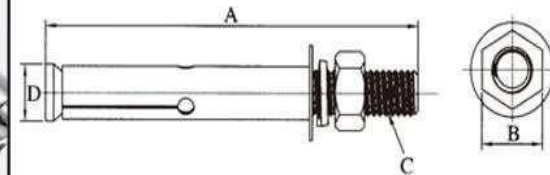
Model	A	B	C	D	Weight(kg)	Compatibility code
-5384	10.3	6	M5	10	0.002	20
5385				12	0.003	
50242				16	0.004	
50252				20	0.005	
50262				25	0.006	
-5022	16	8	M6	16	0.007	30
-5023				20	0.008	
-5024				25	0.009	
-5025	18		M8	16	0.009	40
-5026				20	0.01	
-5167				23	0.011	
-5027				25	0.013	
-5262				30	0.014	
-5028				35	0.015	
-5263				40	0.016	
-5029	19.5	8.5	M8	16	0.01	45
-5030				20	0.013	
-5031				25	0.015	
-5032				35	0.018	
-5033				40	0.02	
-5168	20.5	10	M10	30	0.02	
-5169				35	0.023	
-5170				45	0.029	
-5171				50	0.032	

Threaded Insert



Model	A	B	Weight(kg)
5078	M5	8	0.001
5079	M6	8	0.0015
5080		10	0.002
5159	M8	8	0.002
5081		10	0.003
5224		20	0.006

Wedge Floor Anchor

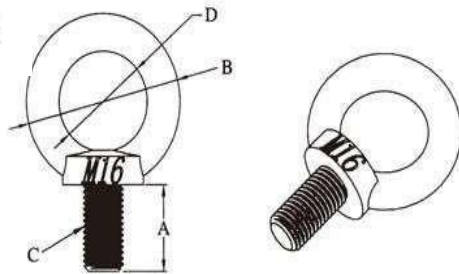


Model	A	B	C	D	Weight(kg)
5267	51	10	M6	8	0.016
5268	92	14	M8	10	0.045
5269	93	17	M10	12	0.066



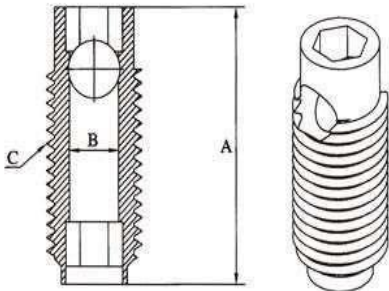
MEXFRAME

Pull Ring



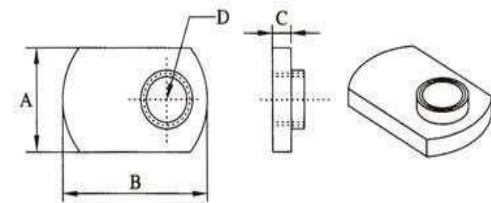
Model	A	B	C	D	Weight(kg)
5208	14	36	M8	21	0.05
5209	16	51	M12	27	0.152
5210	30	61	M16	35	0.241

Screw Sleeve



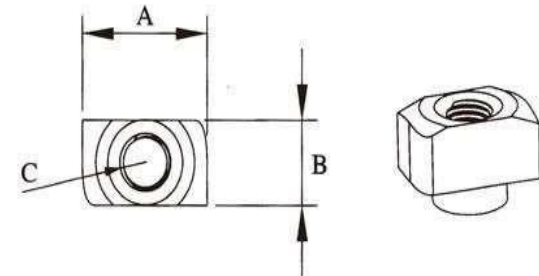
Model	A	B	C	Weight(kg)	Compatibility code
5291	31	6.2	M12	0.013	40
5293	27	5.2	M10	0.008	30
5294	24	4.2	M7	0.003	20

Slide-in Economy T-nuts



Model	A	B	C	D	Weight(kg)	Compatibility code
5338	10.8	15.87	1.5	M4	0.003	20B
5339	10.8	15.87	1.5	M5	0.003	
5340	11.25	15.87	3	M5	0.004	25B
5341	11.25	15.87	3	M6	0.004	
5342	13	20.6	3	M5	0.006	30B
5343	13	20.6	3	M6	0.006	
5344	16	25	3	M8	0.008	40B
5345	16	25	3	5/16-18	0.008	

Drop-in T-nuts(GB)

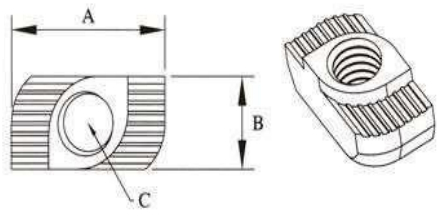


Model	A	B	C	Weight(kg)	Compatibility code
5034	10	6	M4	0.002	30
5035			M5	0.002	
5036	14	8	M5	0.003	40
5037			M6	0.003	



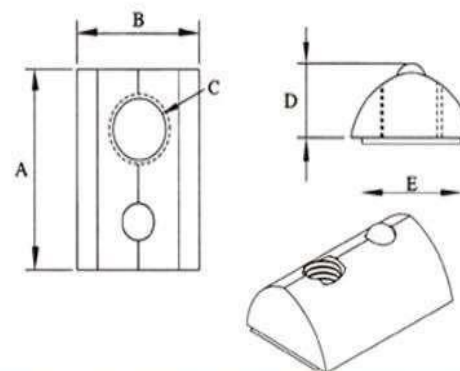
MEXFRAME

Drop-in T-nuts(OB)



Model	A	B	C	Weight(kg)	Compatibility code
5001	10.5	6	M4	0.0015	20
5002			M5	0.0015	
5003			10-32	0.0015	
5004	15.5	8	M4	0.004	30
5005			M5	0.004	
5006			M6	0.004	
5007			10-32	0.004	
5008			1/4—20	0.004	
5009	19.5	8	M4	0.006	40
5010			M5	0.006	
5011			M6	0.006	
5012			10-32	0.006	
5013			1/4—20	0.006	
5014	20	10	M8	0.007	45
5015	20	10	M4	0.008	
5016			M5	0.008	
5017			M6	0.008	
5018			M8	0.008	
5019			10-32	0.008	
5020			1/4—20	0.008	
5021			5/16—18	0.008	

Roll-in T-nuts with Ball Spring


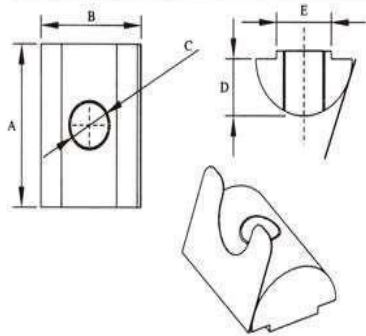


Model	A	B	C	D	E	Weight(kg)	Compatibility code
5046	12	7.8	M4	4.8	6	0.0035	20
5047			M5			0.0035	
5048	21	13	M5	7.8	8	0.0075	30
5049			M6			0.0075	
5050			M8			0.0075	
5051			10-32			0.0075	
5052			1/4—20	0.0075			
5053	23	13.8	M5	8.8	8	0.011	40
5054			M6			0.011	
5055			M8			0.011	
5056			10-32			0.011	
5057			1/4—20			0.011	
5058			5/16—18			0.011	
5059	23	16	M5	9.8	10	0.015	45
5060			M6			0.015	
5061			M8			0.015	
5062			M10			0.015	
5063			10-32			0.015	
5064			1/4—20			0.015	
5065			5/16—18			0.015	



MEXFRAME

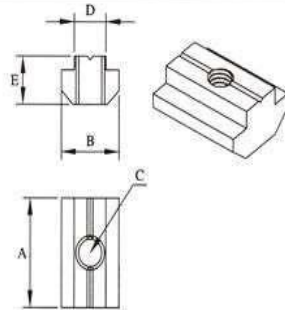
Roll-in T-Nut with Spring Leaf



Model	A	B	C	D	E	Weight(kg)	Compatibility code
5257	20	14	M4	7	8	0.01	40
5258			M5			0.01	
5259			M6			0.01	
5260			M8			0.01	
5290			1/4—20			0.01	
5281			5/16—18			0.01	

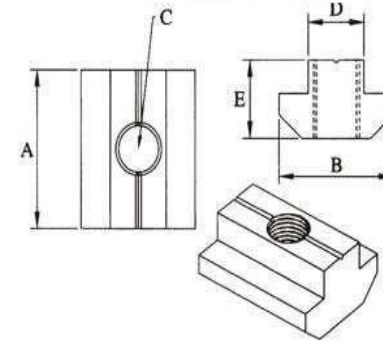


Slide-in T-nuts(Steel)



Model	A	B	C	D	E	Weight(kg)	Compatibility code
5218	16	10	M4	5.5	7	0.0061	30
5276			M5				
5277			M6				
5282	20	13.5	M5	7.8	9.5	0.0123	40
5279			M6				
5235			M8				

Slide-in T-nuts(Steel)

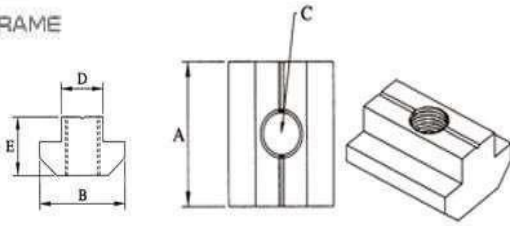


Model	A	B	C	D	E	Weight(kg)	Compatibility code
5199	10	9.8	M4	5.8	5	0.002	20
5270			M5				
5271			M6				
5184	16	15.5	M4	7.8	6	0.008	30
5066			M5				
5067			M6				
5068			M8				
5185	20	18	M4	7.8	9.5	0.019	40
5069			M5				
5070			M6				
5071			M8				
5186	20	19.5	M4	9.8	10.5	0.021	45
5072			M5				
5073			M6				
5074			M8				
5075			M10				
5333	18	18	M4	9.8	9	0.016	45D
5334			M5				
5335			M6				
5336			M8				
5337			M10				



MEXFRAME

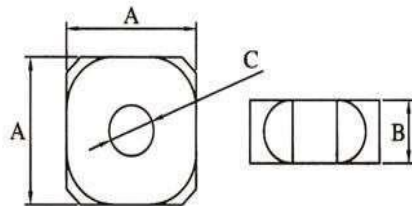
Slide-in T-nuts(Aluminum)



Model	A	B	C	D	E	Weight(kg)	Compatibility code
5178	18	15.5	M5	7.8	6	0.004	30
5179			M6				
5180			M8				
5181	20	19.5	M5	7.8	9.5	0.008	40
5182			M6				
5183			M8				

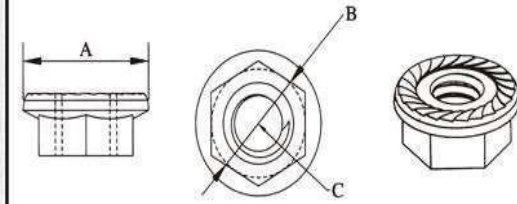


Square Nuts



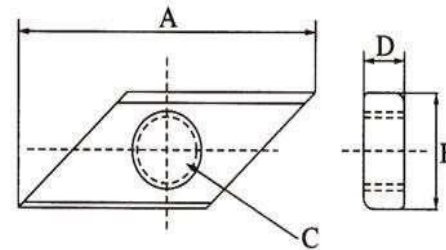
Model	A	B	C	Weight(kg)	Compatibility code
5238	10	4.8	M4	0.0026	30
5236			M5	0.0026	
5272			M6	0.0025	
5273	14	6	M5	0.0062	40
5274			M6	0.0062	
5275			M8	0.0061	

Flange Nuts



Model	A	B	C	Weight(kg)
5076	13	9.8	M6	0.0035
5077	17	12.8	M8	0.006
5166	19	13.8	M10	0.008

Rhombus Nuts

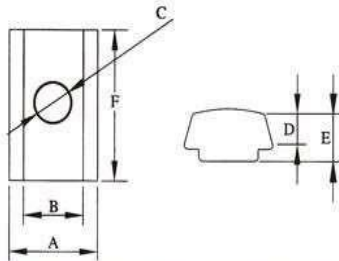


Model	A	B	C	D	Weight(kg)	Compatibility code
5191	21	8.5	M4	4	0.003	30
5192			M5	4		
5193			M6	4		
5194	30	10.5	M4	4	0.005	40
5195			M5	4		
5196			M6	4		
5197			M8	4		



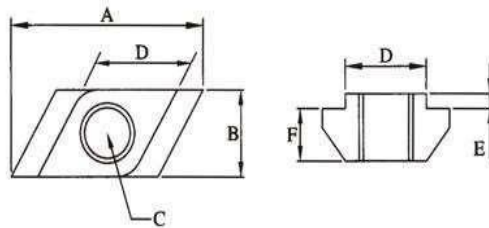

MEXFRAME

Roll-in T-nuts



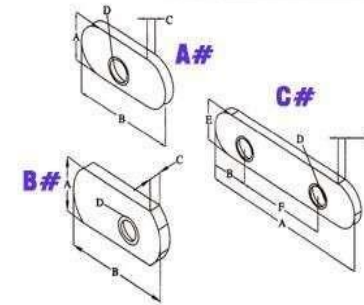
Model	A	B	C	D	E	F	Weight(kg)	Compatibility code
5200	9.4	6	M4	4.1	5.6	16	0.005	30
5201			M5					
5202			M6					
5203	12	8	M4	5.9	7.4	20	0.009	40
5204			M5					
5205			M6					
5206			M8					

Rhombus T-nuts



Model	A	B	C	D	E	F	Weight(kg)	Compatibility code
5301	14.2	5.8	M4	6	1	3.5	0.002	20
5302			M5					
5303	22.4	7.8	M4	8	2	4	0.0055	30
5304			M5					
5305			M6					
5306	25.4	7.8	M4	8	2.7	6	0.0075	40
5307			M5					
5308			M6					
5309	26.4	9.7	M5	10	3	6.3	0.0091	45
5310			M6					
5311			M8					

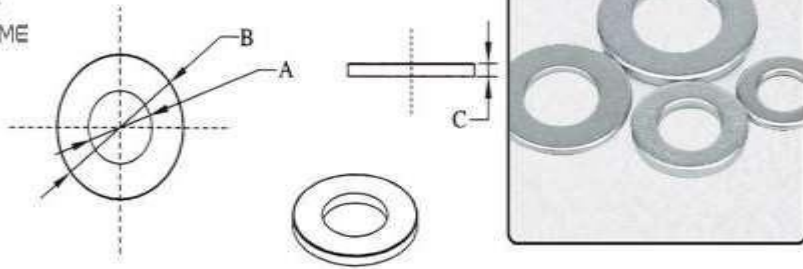
Slide-in Economy Nuts



Model	Style	A	B	C	D	E	F	Compatibility code
5131	A#	10.8	25.4	1.5	M4	/	/	20A
5132	A#	10.8	25.4	1.5	M5	/	/	
5133	B#	10.8	15.87	1.5	M4	/	/	
5134	B#	10.8	15.87	1.5	M5	/	/	25A
5190	C#	40	10	1.5	M5	10.8	20	
5225	C#	47.6	11.3	2.5	M6	11.25	25	
5226	A#	11.25	25.4	2.5	M6	/	/	30A
5318	A#	11.25	25.4	2.5	1/4-20	/	/	
5228	B#	11.25	15.87	3	M5	/	/	
5229	B#	11.25	15.87	3	M6	/	/	40A
5135	A#	13.5	25.4	3.6	M6	/	/	
5136	A#	13.5	25.4	3.6	M8	/	/	
5137	A#	13.5	25.4	3.6	5/16-18	/	/	40A
5138	B#	13	20.6	3.2	M6	/	/	
5139	C#	47.6	8.8	2.5	M6	13.5	30	
5280	A#	12.8	20.6	3.17	1/4-20	/	/	40A
5141	A#	12.8	28.57	3.17	M6	/	/	
5142	B#	16	24.99	3.6	M8	/	/	
5143	B#	16	24.99	3.6	5/16-18	/	/	
5144	C#	75	17.5	3.6	M8	16	40	



Flat Wahers



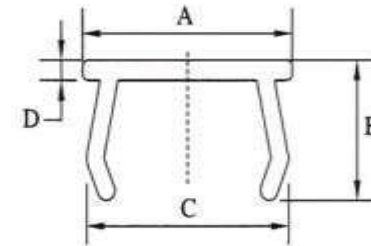

Model	A	B	C	Weight(kg)
5041	6.3	12	1	0.001
5266	8.5	17	1.5	0.001

Spring Wahers



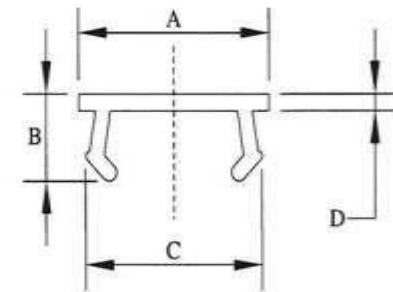

Model	A	B	C	Weight(kg)
5264	6.5	10.8	2	0.001
5265	8.3	13.4	2.5	0.001

Standard T-slot Covers



Model	A	B	C	D	Weight(kg/m)	Compatibility code
4037	7.3	5	7	1	0.008	6A
4038	10.2	6	9.5	1	0.019	8A
4040	12.2	6.5	11.5	1	0.021	10A

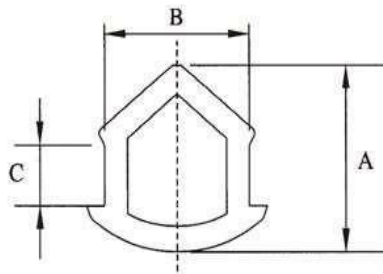
Economy T-slot Covers



Model	A	B	C	D	Weight(kg/m)	Compatibility code
4039	9.5	4	9	1	0.008	8B

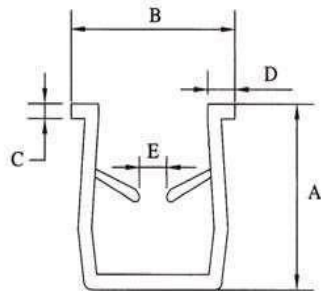


Standard T-slot Covers



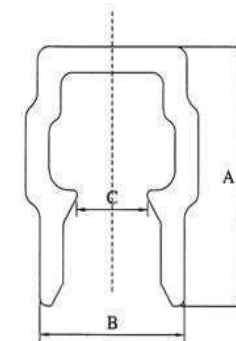
Model	A	B	C	Weight(kg/m)	Compatibility code
4041	8	7	2.5	0.025	6C
4042	10	9	4	0.046	8C
4043	12	10.5	4	0.065	10C

Standard T-slot Covers



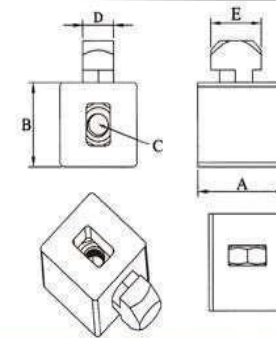
Model	A	B	C	D	E	Weight(kg/m)	Compatibility code
4044	9.2	10	1	2	2	0.053	8
4045	12.3	12	1	2	2	0.068	10

Standard T-slot Covers



Model	A	B	C	Weight(kg/m)	Compatibility code
4048	10	6.2	3	0.032	6
4049	13	9.3	5	0.025	8

Panel Mount Block , 1/4 Turn

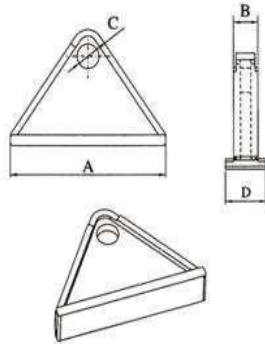


Model	A	B	C	D	E	Weight(kg)	Compatibility code
3007	23	20	M6	8	13.5	0.01	30-8
3008	23	22.5			16.5	0.011	40-8
3085	28	23			16.8	0.012	45-10



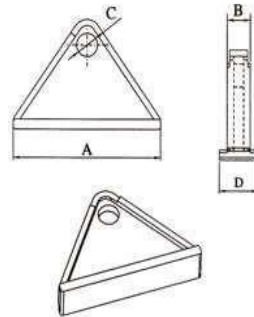
MEXFRAME

Slide Hook(Nylon)



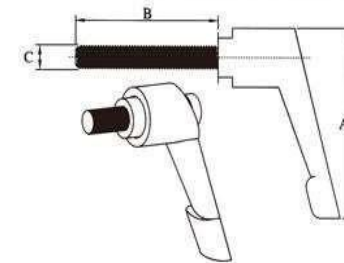
Model	A	B	C	D	Weight(kg)	Compatibility code
3001		5.5		13.8	0.0135	30-8
3002	60	7.5	8.5	15.8	0.018	40-8
3003		9.5		15.8	0.021	45-10

Slide Hook(Aluminum)



Model	A	B	C	D	Weight(kg)	Compatibility code
3004		5.5		13.8	0.025	30-8
3005	60	7.5	∅8.5	15.8	0.03	40-8
3006		9.5		15.8	0.033	45-10

Locking Handle




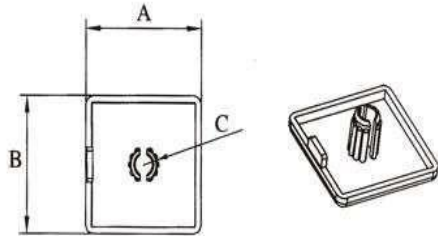
Model	A	B	C	Weight(kg)	Compatibility code
7144	48	12	M6	0.034	30
7141	48	30	M6	0.0371	
7139	72	16	M8	0.0795	40
7140	72	40	M8	0.0876	
7177	72	45	M8	0.09	45



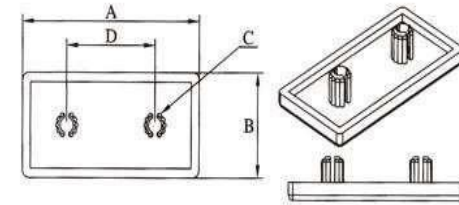


MEXFRAME

End Caps(OB)



End Caps(OB)



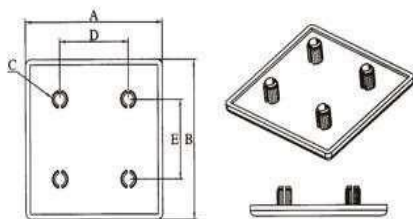
Model	A	B	C	Weight(kg)	Compatibility code
4001	20	20	Ø5.2	0.001	OB2020A
4036	25	25	Ø5.2	0.002	OB2525A
4002	30	30	Ø7.2	0.003	OB3030A
4003	40	40	Ø7.2	0.005	OB4040A
4066	60	60	Ø7.2	0.007	OB4060A
4004	45	45	Ø10.2	0.006	OB4545A
4074	60	60	Ø10.2	0.007	OB4560A
4005	50	50	Ø10.2	0.008	OB5050A
4006	60	60	Ø10.2	0.012	OB6060B

Model	A	B	C	D	Weight(kg)	Compatibility code
4075	40	16	Ø5.2	29.3	0.002	OB1640A
4096	40	16	Ø5.2	28.2	0.002	OB1640B
4007	40	20	Ø5.2	20	0.003	OB2040A
4047	80	20	Ø5.2	60	0.005	OB2080A
4076	50	25	Ø5.2	25	0.003	OB2550A
4008	60	30	Ø7.2	30	0.005	OB3060A
4077	90	30	Ø7.2	60	0.008	OB3090A
4009	80	40	Ø7.2	40	0.012	OB4080A
4046	120	40	Ø7.2	80	0.013	OB40120A
4079	160	40	Ø7.2	120	0.014	OB40160A
4010	90	45	Ø10.2	45	0.015	OB4590A
4011	100	50	Ø10.2	50	0.017	OB50100A



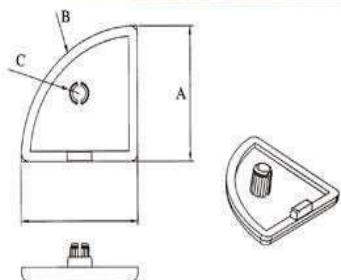
MEXFRAME

End Caps(OB)



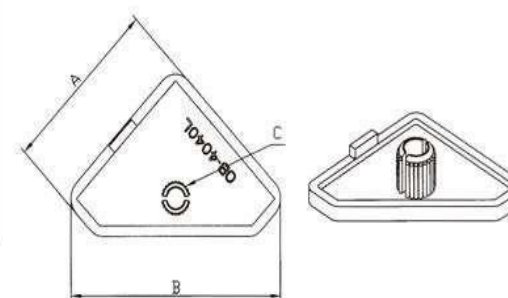
Model	A	B	C	D	E	Weight(kg)	Compatibility code
4015	60	60	Ø7.2	30	30	0.012	OB6060A
4080	90	60	Ø7.2	60	30	0.013	OB6090A
4081	120	60	Ø7.2	90	30	0.015	OB60120A
4016	80	80	Ø7.2	40	40	0.022	OB8080A
4082	120	80	Ø7.2	80	40	0.021	OB80120A
4083	160	80	Ø7.2	120	40	0.022	OB80160A
4017	90	90	Ø10.2	45	45	0.024	OB9090A
4018	100	100	Ø12.2	50	45	0.029	OB100100A
4084	100	100	Ø10.2	50	45	0.024	OB100100B

End Caps R (OB)



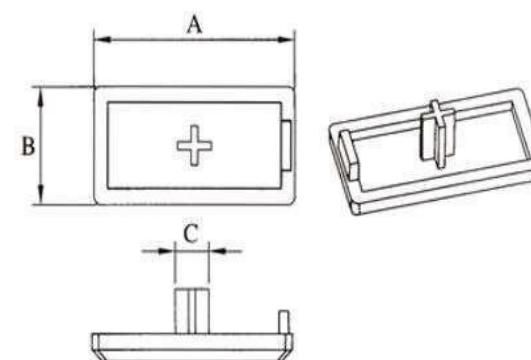
Model	A	B	C	Weight(kg)	Compatibility code
4098	20	R20	Ø5.2	0.001	OB2020R
4097	25	R25	Ø5.2	0.002	OB2525R
4092	30	R25	Ø7.2	0.003	OB3030-25R
4012	30	R30	Ø7.2	0.003	OB3030R
4013	40	R40	Ø7.2	0.005	OB4040R
4014	45	R45	Ø10.2	0.007	OB4545R

End Caps(OB)



Model	A	B	C	Weight (kg)	Compatibility code
4078	40	53	Ø7.2	0.005	OB4040L

End Caps(GB)


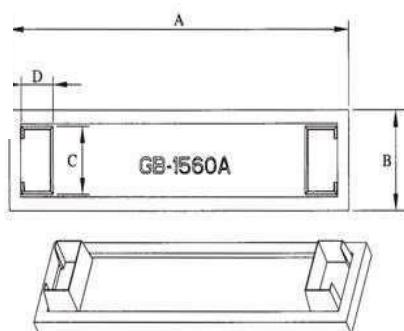


Model	A	B	C	Weight (kg)	Compatibility code
4019	30	15	Ø5	0.002	GB1530A



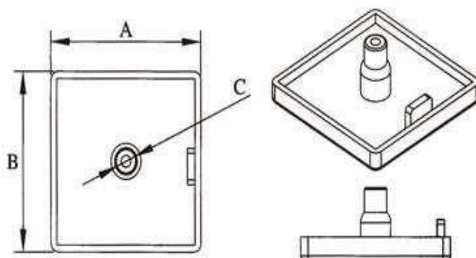
MEXFRAME

End Caps(GB)



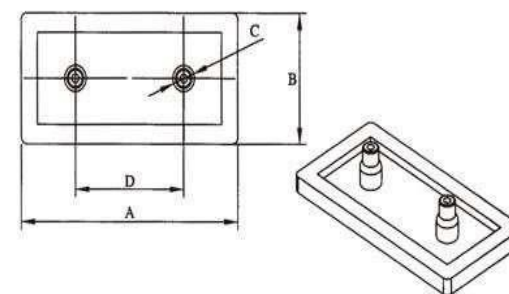
Model	A	B	C	D	Weight (kg)	Compatibility code
4085	60	15	10.2	5.6	0.003	GB1560A

End Caps(GB)



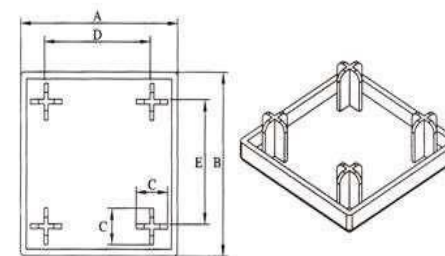

Model	A	B	C	Weight (kg)	Compatibility code
4020	20	20	∅4	0.001	GB2020A
4095	40	20	∅7	0.003	GB2040A

End Caps(GB)



Model	A	B	C	D	Weight (kg)	Compatibility code
4021	40	20	∅4.2	20	0.003	GB2040B
4088	90	30	∅5.2	60	0.007	GB3090A

End Caps(GB)

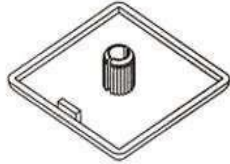
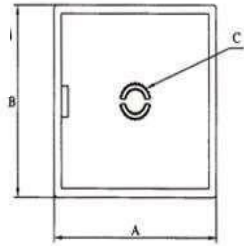


Model	A	B	C	D	E	Weight (kg)	Compatibility code
4022	30	30	6.2	20.4	20.4	0.004	GB3030A
4023	40	40	8.2	27	27	0.005	GB4040A
4024	60	30	6.2	50	20	0.006	GB3060B
4025	80	40	8.2	67.2	27.2	0.008	GB4080A
4026	60	60	6.2	49	49	0.01	GB6060B
4027	80	80	7.2	67	67	0.015	GB8080A




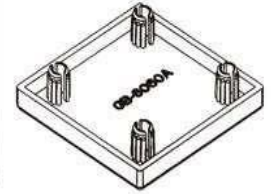
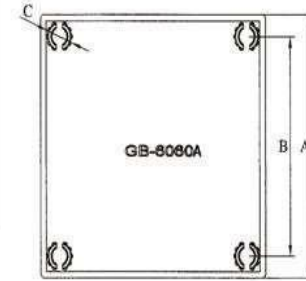
MEXFRAME

End Caps(GB)



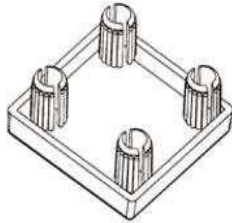
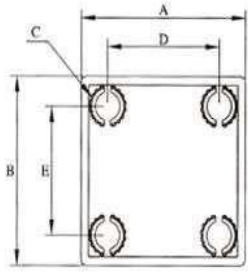
Model	A	B	C	Weight (kg)	Compatibility code
4035	40	40	∅10.2	0.004	GB4040C
4090	50	50	∅10.2	0.006	GB5050C

End Caps(GB)




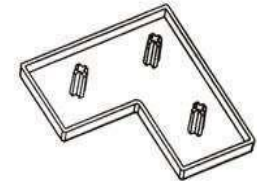
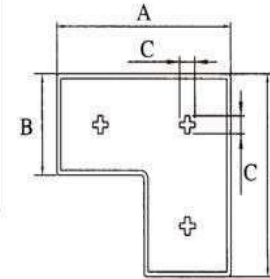
Model	A	B	C	Weight (kg)	Compatibility code
4094	60	50	∅7.2	0.01	GB6060A

End Caps(GB)



Model	A	B	C	D	E	Weight (kg)	Compatibility code
4086	30	30	∅6.8	20.4	20.4	0.003	GB3030B
4087	60	30	∅7.2	49.4	19.8	0.005	GB3060A

End Caps L (GB)

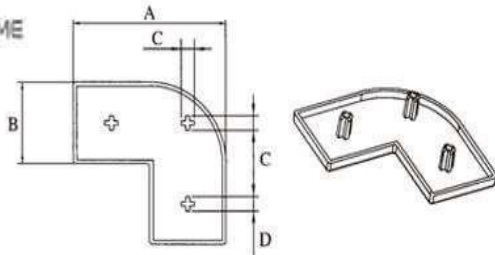


Model	A	B	C	Weight (kg)	Compatibility code
4028	60	30	5	0.008	GB6630L
4029	80	40	7	0.016	GB8840L



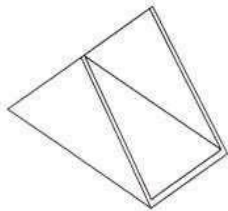
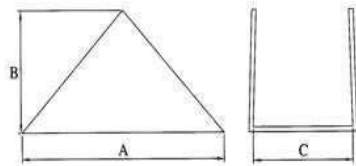
MEXFRAME

End Caps R (GB)





Model	A	B	C	D	Weight (kg)	Compatibility code
4030	60	30	5	6	0.007	GB6630R
4031	80	40	7	8.2	0.014	GB8840R

Cover Cap for Inside Corner Bracket



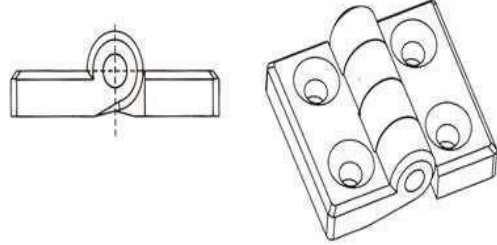
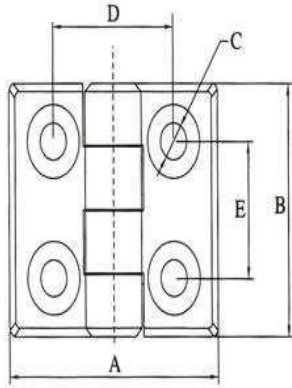
Model	A	B	C	Weight (kg)	Compatibility code
4056	62	31	28.5	0.006	30A
4057	68	34.5	35.5	0.009	40A





MEXFRAME

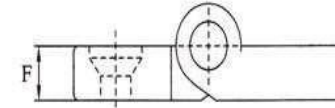
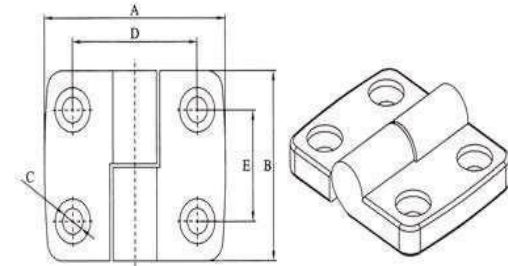
Plastic Standard Hinge



Model	A	B	C	D	E	Weight (kg)	Compatibility code
3012	39	30	Ø4.5	20	14	0.008	20A
3013	52	45	Ø6.5	30	23.5	0.03	30A
3014	60	45	Ø6.5	35	24.5	0.032	3040A
3015	60	50	Ø6.5/Ø8.5	40	30	0.039	40A
3016	70	50	Ø6.5	45	30	0.047	45A
3017	80	102	Ø9.5	50	72.5	0.11	50A

Acessories	QTY	Description
5084 & 5131	4	M4 * 10mm FHSCS & Econ T-nut
5087 & 5135	4	M6 * 12mm FHSCS & Econ T-nut
5087 & 5135	4	M6 * 12mm FHSCS & Econ T-nut
5087 & 5141	4	M6 * 12mm FHSCS & Econ T-nut
5088 & 5141	4	M6 * 16mm FHSCS & Econ T-nut
5089 & 5142	4	M8 * 16mm FHSCS & Econ T-nut

Plastic Lift-off Hinge



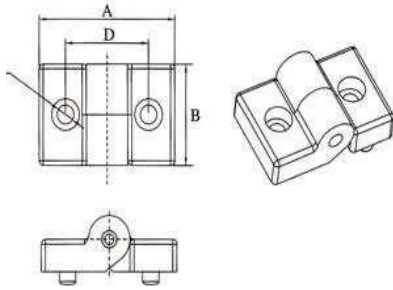
Model	A	B	C	D	E	F	Weight (kg)	Compatibility code
3179	51	48	Ø6.5	30	28	9	0.032	30CL
3180	51	48	Ø6.5	30	28	9	0.032	30CR
3181	58	48	Ø6.5	40	28	9	0.036	40CL
3182	58	48	Ø6.5	40	28	9	0.036	40CR
3183	75.5	48	Ø6.5	45	28	9	0.043	45CL
3184	75.5	48	Ø6.5	45	28	9	0.043	45CR
3185	55	48	Ø6.5	35	28	9	0.034	3040CL
3186	55	48	Ø6.5	35	28	9	0.034	3040CR
3187	63.3	48	Ø6.5	37.5	28	9	0.038	3045CL
3188	63.3	48	Ø6.5	37.5	28	9	0.038	3045CR
3189	66.8	48	Ø6.5	42.5	28	9	0.039	4045CL
3190	66.8	48	Ø6.5	42.5	28	9	0.039	4045R

Acessories	QTY	Description
5087 & 5135	4	M6 * 12mm FHSCS & Econ T-nut
5087 & 5135	4	M6 * 12mm FHSCS & Econ T-nut
5087 & 5141	4	M6 * 12mm FHSCS & Econ T-nut
5087 & 5141	4	M6 * 12mm FHSCS & Econ T-nut
5088 & 5141	4	M6 * 16mm FHSCS & Econ T-nut
5088 & 5141	4	M6 * 16mm FHSCS & Econ T-nut
5087 & 5135	4	M6 * 12mm FHSCS & Econ T-nut
5087 & 5135	4	M6 * 12mm FHSCS & Econ T-nut
5087 & 5135	4	M6 * 12mm FHSCS & Econ T-nut
5087 & 5135	4	M6 * 12mm FHSCS & Econ T-nut
5088 & 5344	4	M6 * 16mm FHSCS & Econ T-nut
5088 & 5344	4	M6 * 16mm FHSCS & Econ T-nut



MEXFRAME

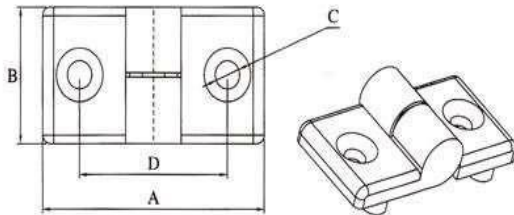
Plastic Lift-off Hinge



Model	A	B	C	D	Weight (kg)	Compatibility code
3018	48	33	∅6.5	30	0.028	3030AL
3075	48	33	∅6.5	30	0.028	3030AR
3019	63	33	∅6.5	40	0.032	4040AL
3076	63	33	∅6.5	40	0.032	4040AR

Accessories	QTY	Description
5147 & 5135	2	M6 * 12mm SHCS & Econ T-nut
5148 & 5141	2	M6 * 16mm SHCS & Econ T-nut

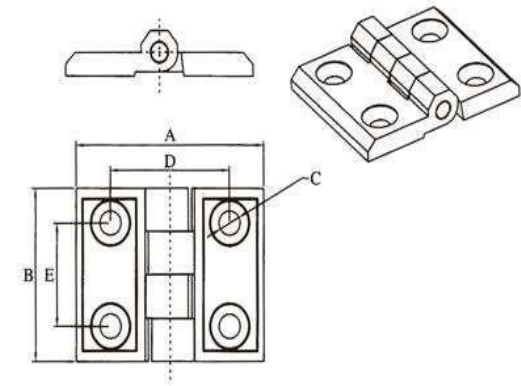
Plastic Lift-off Hinge



Model	A	B	C	D	Weight (kg)	Compatibility code
3077	50	32	∅6	30	0.018	30BL
3078	50	32	∅6	30	0.018	30BR
3079	60	32	∅6	40	0.021	40BL
3084	60	32	∅6	40	0.021	40BR

Accessories	QTY	Description
5087 & 5135	2	M6 * 12mm FHSCS & Econ T-nut
5088 & 5141	2	M6 * 16mm FHSCS & Econ T-nut

Standard Hinge(AL)




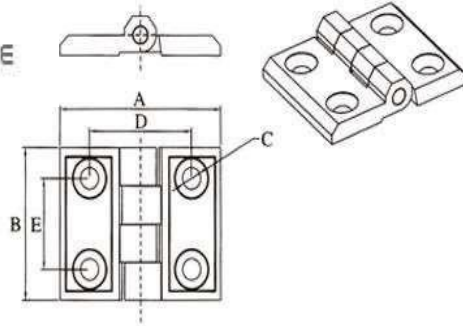
Model	A	B	C	D	E	Weight (kg)	Compatibility code
3024	39	40	∅5.5	20	25	0.025	20A
3025	53	50	∅6.5	30	30	0.041	30A
3026	63	50	∅6.5	40	30	0.055	40A
3027	68	50	∅6.5	45	30	0.068	45A
3028	57	50	∅6.5	35	30	0.048	3040A
3029	65	50	∅6.5	42.5	30	0.062	4045A

Accessories	QTY	Description
5085 & 5131	4	M5 * 10mm FHSCS & Econ T-nut
5087 & 5135	4	M6 * 12mm FHSCS & Econ T-nut
5087 & 5141	4	M6 * 12mm FHSCS & Econ T-nut
5088 & 5141	4	M6 * 16mm FHSCS & Econ T-nut
5087 & 5135	4	M6 * 12mm FHSCS & Econ T-nut



MEXFRAME

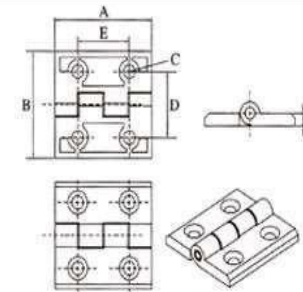
Standard Hinge(Zn)



Model	A	B	C	D	E	Weight(kg)	Compatibility code
3044	39	40	Ø5.5	20	25	0.048	20B
3045	53	50	Ø6.5	30	30	0.1	30B
3046	63	50	Ø6.5	40	30	0.117	40B
3047	57	50	Ø6.5	35	30	0.105	3040B
3080	68	50	Ø6.5	45	30	0.117	45B
3082	65	50	Ø6.5	42.5	30	0.118	4045B

Accessories	QTY	Description
5085 & 5131	4	M5 * 10mm FHSCS & Econ T-nut
5087 & 5135	4	M6 * 12mm FHSCS & Econ T-nut
5087 & 5141	4	M6 * 12mm FHSCS & Econ T-nut
5087 & 5141	4	M6 * 12mm FHSCS & Econ T-nut
5088 & 5135	4	M6 * 16mm FHSCS & Econ T-nut

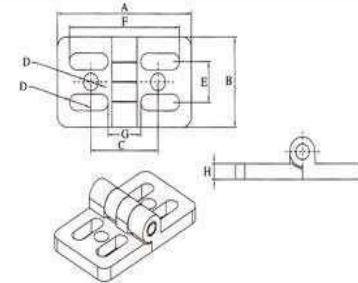
Standard Hinge(AL)



Model	A	B	C	D	E	F	Weight(kg)	Compatibility code
3070	55	59	Ø7	31	31.7	6.5	0.057	30D
3071	72	59	Ø7	41	31.7	6.5	0.071	40D
3072	63	59	Ø7	36.5	31.7	6.5	0.064	3040D

Accessories	QTY	Description
5088 & 5135	4	M6* 16mm FHSCS & Econ T-nut
5231 & 5141	4	M6 * 18mm FHSCS & Econ T-nut
5088& 5135	4	M6 * 16mm FHSCS & Econ T-nut

Standard Hinge(Zn)




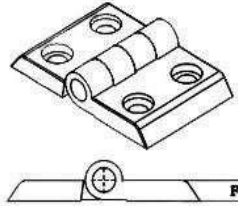
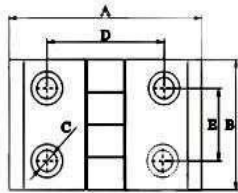
Model	A	B	C	D	E	F	G	H	Weight(kg)	Compatibility code
3073	80	45	40.5	Ø8.5	21	66	20	8	0.156	45D

Accessories	QTY	Description
5102 & 5141	4	M8* 16mm BHSCS & Econ T-nut



MEXFRAME

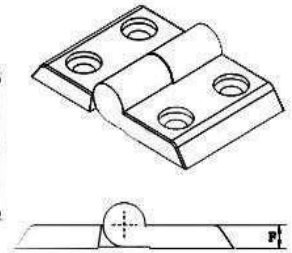
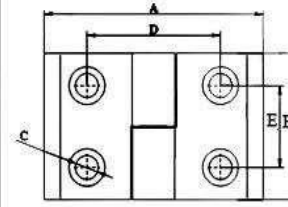
Standard Hinge(Zn)



Model	A	B	C	D	E	F	Weight (kg)	Compatibility code
3149	40	30	∅5	21	14	4.3	0.022	20I
3150	57.4	43	∅7	31	24	7	0.073	30I
3151	67.4	43	∅7	41	24	7	0.081	40I
3152	72.4	43	∅7	46	24	7	0.085	45I
3153	62.4	43	∅7	36	24	7	0.077	3040I
3154	64.9	43	∅7	38.5	24	7	0.08	3045I
3155	69.9	43	∅7	43.5	24	7	0.083	4045I

Accessories	QTY	Description
5084 & 5131	4	M4 * 10mm FHSCS & Econ T-nut
5087 & 5135	4	M6 * 12mm FHSCS & Econ T-nut
5088 & 5141	4	M6 * 16mm FHSCS & Econ T-nut
5088 & 5141	4	M6 * 16mm FHSCS & Econ T-nut
5087 & 5135	4	M6 * 12mm FHSCS & Econ T-nut
5087 & 5135	4	M6 * 12mm FHSCS & Econ T-nut
5088 & 5141	4	M6 * 16mm FHSCS & Econ T-nut

Lift-off Hinge(Zn)



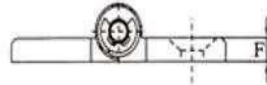
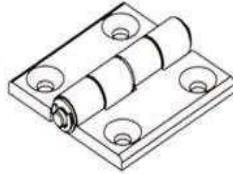
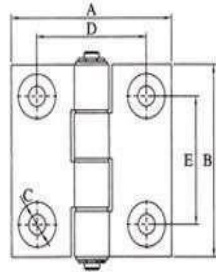
Accessories	QTY	Description
5084 & 5131	4	M4 * 10mm FHSCS & Econ T-nut
5084 & 5131	4	M4 * 10mm FHSCS & Econ T-nut
5087 & 5135	4	M6 * 12mm FHSCS & Econ T-nut
5087 & 5135	4	M6 * 12mm FHSCS & Econ T-nut
5088 & 5141	4	M6 * 16mm FHSCS & Econ T-nut
5088 & 5141	4	M6 * 16mm FHSCS & Econ T-nut
5088 & 5141	4	M6 * 16mm FHSCS & Econ T-nut
5087 & 5135	4	M6 * 12mm FHSCS & Econ T-nut
5087 & 5135	4	M6 * 12mm FHSCS & Econ T-nut
5087 & 5135	4	M6 * 12mm FHSCS & Econ T-nut
5087 & 5135	4	M6 * 12mm FHSCS & Econ T-nut
5088 & 5141	4	M6 * 16mm FHSCS & Econ T-nut
5088 & 5141	4	M6 * 16mm FHSCS & Econ T-nut

Model	A	B	C	D	E	F	Weight (kg)	Compatibility code
3156	40	30	∅5	21	14	4.3	0.022	20JL
3157	40	30	∅5	21	14	4.3	0.022	20JR
3158	57.4	43	∅7	31	24	7	0.073	30JL
3159	57.4	43	∅7	31	24	7	0.073	30JR
3160	67.4	43	∅7	41	24	7	0.081	40JL
3161	67.4	43	∅7	41	24	7	0.081	40JR
3162	72.4	43	∅7	46	24	7	0.085	45JL
3163	72.4	43	∅7	46	24	7	0.085	45JR
3164	62.4	43	∅7	36	24	7	0.077	3040JL
3165	62.4	43	∅7	36	24	7	0.077	3040JR
3166	64.9	43	∅7	38.5	24	7	0.079	3045JL
3167	64.9	43	∅7	38.5	24	7	0.079	3045JR
3168	69.9	43	∅7	43.5	24	7	0.083	4045JL
3169	69.9	43	∅7	43.5	24	7	0.083	4045JR



MEXFRAME

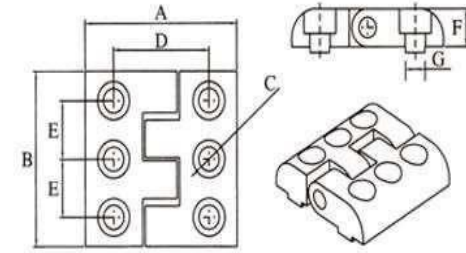
Standard Hinge(AL)



Model	A	B	C	D	E	F	Weight (kg)	Compatibility code
3052	36	47	Ø5.5	21	25	3.5	0.022	20C
3053	49.5	50	Ø6.5	31	30	4.5	0.043	30C
3054	60	60	Ø6.5	41	40	5.5	0.06	40C
3057	71	60	Ø6.5	46	40	5.5	0.07	45C
3055	71	60	Ø6.5	43.5	40	5.5	0.065	4045C
3083	60	60	Ø6.5	36	40	5.5	0.06	3040C
3142	71	80	Ø6.5	51	25	5.5	0.092	5050C

Accessories	QTY	Description
5335 & 5132	4	M5 * 8mm FHSCS & Econ T-nut
5087 & 5135	4	M6 * 12mm FHSCS & Econ T-nut
5088 & 5141	4	M6 * 16mm FHSCS & Econ T-nut
5088 & 5141	4	M6 * 16mm FHSCS & Econ T-nut
5088 & 5141	4	M6 * 16mm FHSCS & Econ T-nut

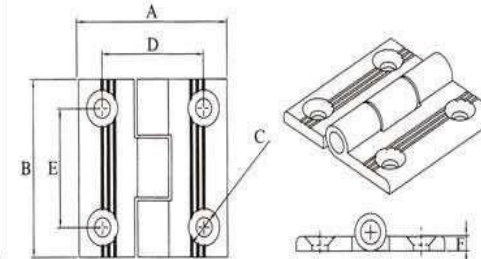
Standard Hinge(AL)



Model	A	B	C	D	E	F	G	Weight (kg)	Compatibility code
3120	50	50	Ø6.3	30	15	13	8	0.072	30H
3121	62	60	Ø8.3	40	20	13	8	0.11	40H
3122	74	70	Ø8.3	45	22.5	13	10	0.16	45H

Accessories	QTY	Description
5147 & 5006	6	M6 * 12mm SHCS & Drop-in T-nuts
5110 & 5014	6	M8 * 16mm SHCS & Drop-in T-nuts
5149 & 5018	6	M8 * 20mm SHCS & Drop-in T-nuts

Standard Hinge(AL)



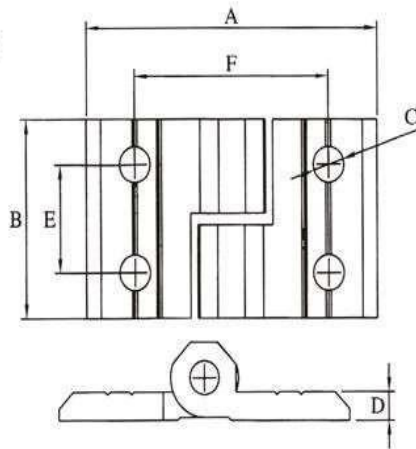
Model	A	B	C	D	E	F	Weight (kg)	Compatibility code
3123	60	50	Ø6.5	31	30	5	0.052	30N
3124	60	60	Ø6.5	41	40	5	0.063	40N
3125	60	60	Ø6.5	36	35	5	0.063	3040N

Accessories	QTY	Description
5087 & 5135	4	M6 * 12mm FHSCS & Econ T-nuts
5088 & 5141	4	M6 * 16mm FHSCS & Econ T-nuts
5088 & 5141	4	M6 * 16mm FHSCS & Econ T-nuts

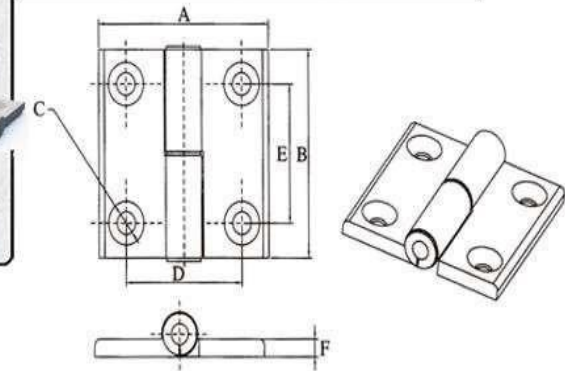



MEXFRAME

Standard Hinge(AL)



Lift-off Hinge(AL)



Model	A	B	C	D	E	F	G	Weight (kg)	Compatibility code
3126	60	35	Ø6.3	5	19	31	8	0.037	30GL
3127	60	35	Ø6.3	5	19	31	8	0.037	30GR
3128	60	35	Ø6.3	5	19	41	10	0.037	40GL
3129	60	35	Ø6.3	5	19	41	8	0.037	40GR
3195	60	35	Ø6.3	5	19	36	8	0.037	3040GL
3196	60	35	Ø6.3	5	19	36	10	0.037	3040GR

Accessories	QTY	Description
5087 & 5135	4	M6 * 12mm FHSCS & Econ T-nuts
5088 & 5141	4	M6 * 16mm FHSCS & Econ T-nuts
5088 & 5141	4	M6 * 16mm FHSCS & Econ T-nuts

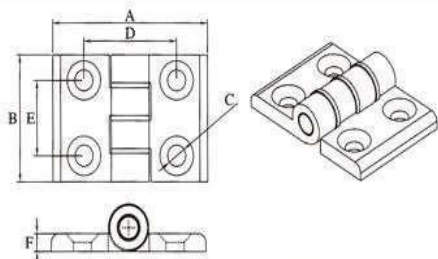
Model	A	B	C	D	E	F	Weight (kg)	Compatibility code
3130	36	47	Ø5.5	21	25	3.5	0.022	20F-L
3131	36	47	Ø5.5	21	25	3.5	0.022	20F-R
3132	49.5	50	Ø6.5	31	30	4.5	0.043	30F-L
3133	49.5	50	Ø6.5	31	30	4.5	0.043	30F-R
3134	60	60	Ø6.5	41	40	5.5	0.06	40F-L
3135	60	60	Ø6.5	41	40	5.5	0.06	40F-R
3136	71	60	Ø6.5	46	40	5.5	0.07	45F-L
3137	71	60	Ø6.5	46	40	5.5	0.07	45F-R
3138	71	60	Ø6.5	43.5	40	5.5	0.065	4045F-L
3139	71	60	Ø6.5	43.5	40	5.5	0.065	4045F-R
3140	60	60	Ø6.5	36	40	5.5	0.06	3040F-L
3141	60	60	Ø6.5	36	40	5.5	0.06	3040F-R

Accessories	QTY	Description
5335 & 5132	4	M5 * 8mm FHSCS & Econ T-nuts
5087 & 5135	4	M6 * 12mm FHSCS & Econ T-nuts
5088 & 5141	4	M6 * 16mm FHSCS & Econ T-nuts
5088 & 5141	4	M6 * 16mm FHSCS & Econ T-nuts
5088 & 5141	4	M6 * 16mm FHSCS & Econ T-nuts



MEXFRAME

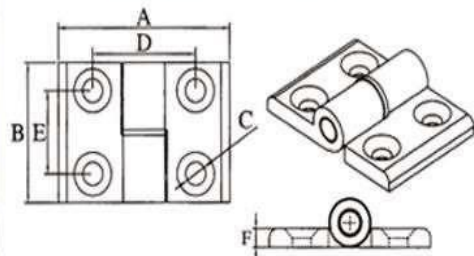
Standard Hinge(AL)



Model	A	B	C	D	E	F	Weight (kg)	Compatibility code
3177	60	42	Ø7	31	25	6	0.057	30K
3178	60	42	Ø7	41	25	6	0.057	40K
3191	60	42	Ø7	36	25	6	0.057	3040K
3192	74.5	42	Ø7	43.5	25	7	0.071	4045K
3193	74.5	42	Ø7	46	25	7	0.071	45K
3194	74.5	42	Ø7	51	25	7	0.071	50K

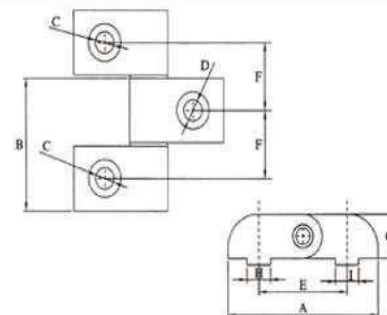


Lift-off Hinge(AL)



Model	A	B	C	D	E	F	G	Weight (kg)	Compatibility code
3207	60	42	Ø7	31	25	6	3.5	0.057	30M-L
3208	60	42	Ø7	31	25	6	3.5	0.057	30 -R
3209	60	42	Ø7	36	25	6	4.5	0.057	3040M-L
3210	60	42	Ø7	36	25	6	4.5	0.057	3040M-R
3211	60	42	Ø7	41	25	6	5.5	0.057	40M-L
3212	60	42	Ø7	41	25	6	5.5	0.057	40M-R
3213	74.5	42	Ø7	43.5	25	7	5.5	0.071	4045M-L
3214	74.5	42	Ø7	43.5	25	7	5.5	0.071	4045M-R
3215	74.5	42	Ø7	46	25	7	5.5	0.071	45M-L
3216	74.5	42	Ø7	46	25	7	5.5	0.071	45M-R
3217	74.5	42	Ø7	51	25	7	5.5	0.071	50M-L
3218	74.5	42	Ø7	51	25	7	5.5	0.071	50M-R

Lift-off Hinge(AL)

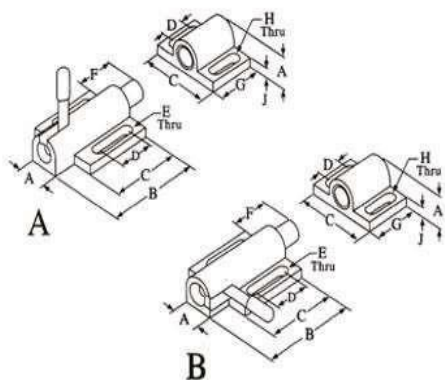


Model	A	B	C	D	E	F	G	H	I	Weight (kg)	Compatibility code
3103										0.079	3030E-L
3104	51			Ø6.3	30					0.079	3030E-R
3105									8	0.061	3030E
3109										0.085	3040E-L
3110	57		Ø6.3		35					0.085	3040E-R
3116										0.064	3040E
3197										0.093	3045E-L
3143	63			Ø8.3	37.5				10	0.093	3045E-R
3144									8	0.068	3045E
3106										0.09	4040E-L
3107	63				40					0.09	4040E-R
3108									8	0.07	4040E
3198										0.084	4030E-L
3199	57	39		Ø6.3	35	20	13			0.084	4030E-R
3200										0.067	4030E
3114										0.098	4045E-L
3115	69				42.5					0.098	4045E-R
3117				Ø8.3					10	0.074	4045E
3111										0.107	4545E-L
3112	75				45					0.107	4545E-R
3113										0.082	4545E
3201				Ø8.3						0.093	4530E-L
3202	63				37.5				10	0.093	4530E-R
3203									8	0.075	4530E
3204										0.099	4540E-L
3205	69				42.5					0.099	4540E-R
3206										0.078	4540E



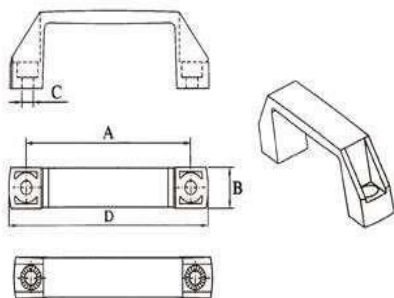
MEXFRAME

Deadbolt Latch



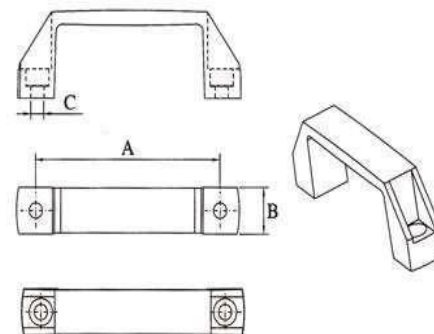
Model	A	B	C	D	E	F	G	H	J	Weight (kg)	Compatibility code
3118	15.9	51	38	12.9	6.3	14	25	6.3	4.5	0.07	40A
3119	15.9	51	38	12.9	6.3	14	25	6.3	4.5	0.07	40B

Plastic Door Handles




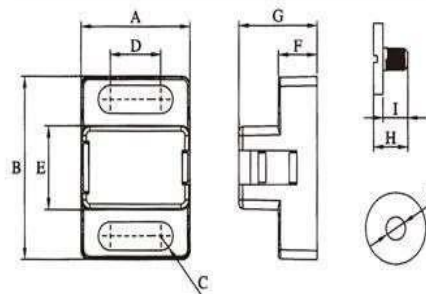
Model	A	B	C	D	Weight (kg)	Compatibility code
3009	90	20	Ø6.5	109	0.027	90
3010	120	25	Ø8.5	140	0.0425	120
3011	180	28.5	Ø8.5	200	0.079	180

Aluminum Door Handles



Model	A	B	C	Weight (kg)	Compatibility code
3021	90	19.5	Ø6.5	0.047	90
3022	120	25.5	Ø8.5	0.083	120
3023	180	28.5	Ø8.5	0.157	180

Nylon Magnetic Catch



Model	A	B	C	D	E	F	G	H	I	J	Weight (kg)	Compatibility code
3170	28.2	40	R3.1	13.1	18.4	10	20.2	8.9	6.4	M5	0.033	A

Accessories	Series	QTY	Description
5148 & 5135	30	2	M6*16 SHCS Econ T-nut
5109 & 5141	40	2	M6*20 SHCS Econ T-nut

*25 and 40 series compatible

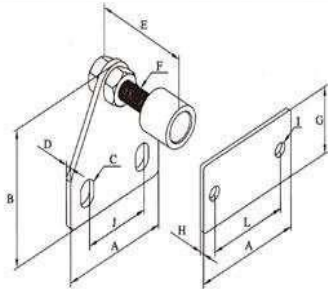
*Made of molded black fiberglass-reinforced nylon

*Quick latching method for lightweight plastic panel doors



MEXFRAME

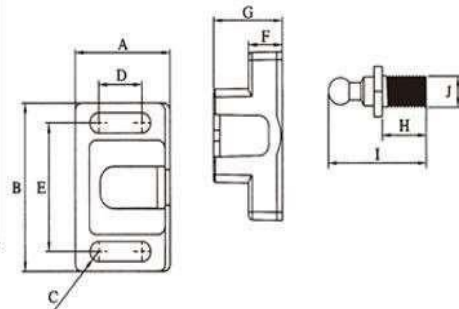
Steel Magnetic Catch



Model	A	B	C	D	E	F	G	H	I	J	L	Weight (kg)	Compatibility code
3173	40	47.5	R3	2	37.3	M6	23	1.5	Ø4.5	25	30	0.052	A

- *25 and 40 series compatible
- *Steel plate punching molding
- *There is a strong adsorption capacity and can be freely adjusted distance.

Nylon Ball Catch

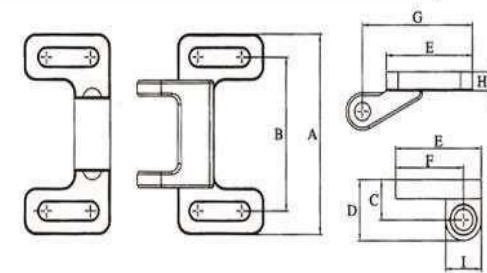


Model	A	B	C	D	E	F	G	H	I	J	Weight (kg)	Compatibility code
3171	28.2	43.3	R2.6	12.8	33	10	20.4	13	29	M8	0.023	A

Accessories	Series	QTY	Description
5148 & 5135	30	2	M6 * 16mm SHCS & Econ T-nuts
5109 & 5141	40	2	M6 * 20mm SHCS & Econ T-nuts

- *25 and 40 series compatible
- *Body of latch of made molded black fiberglass reinforced nylon
- *Quick latching method for lightweight plastic panel doors
- *Zinc-plated steel ball can latch into top of or front of catch

Double Ball Catch

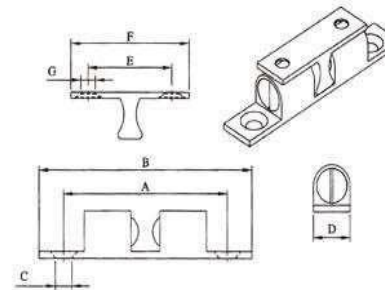


Model	A	B	C	D	E	F	G	H	I	Weight (kg)	Compatibility code
3172	74.2	57	14.8	22.5	37	29.3	47.4	7	15.4	0.039	B

Accessories	Series	QTY	Description
5148 & 5135	40	2	M6 * 16mm SHCS & Econ T-nuts
5109 & 5141	45	2	M6 * 20mm SHCS & Econ T-nuts

- *Fiberglass-reinforced nylon, black
- *Stainless steel ball

Copper Ball Catch



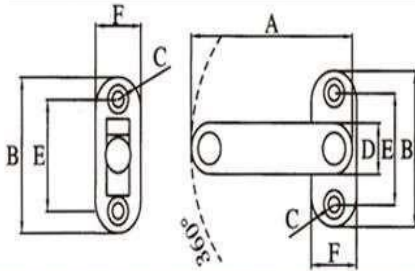
Model	A	B	C	D	E	F	G	Weight (kg)	Compatibility code
3145	34	43	Ø4	8	16	23.7	Ø3.5	0.014	20A
3146	39	50	Ø4	10.4	20	28	Ø3.5	0.021	30A
3147	46	59.8	Ø4.6	10.4	23.5	33.3	Ø4	0.03	40A
3148	54	68.3	Ø4.6	12.2	26	37	Ø4	0.049	45A

- *Copper CNC processing
- *Stainless steel ball



MEXFRAME

Steel Magnetic Catch



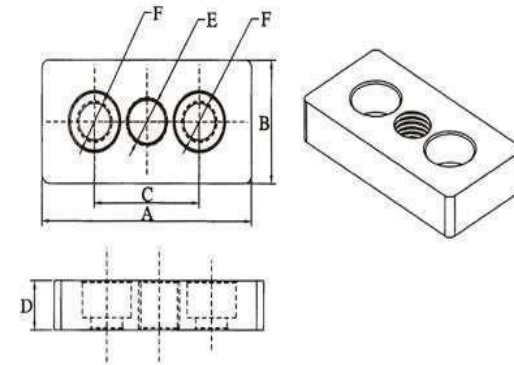
Model	A	B	C	D	E	F	Weight (kg)	Compatibility code
3174	61	49	Ø5.5	16	35	20	0.048	30A
3175	71	49	Ø5.5	16	35	20	0.05	40A
3176	81	49	Ø5.5	16	35	20	0.051	45A

*304 stainless steel material

*Suitable for all profiles to use



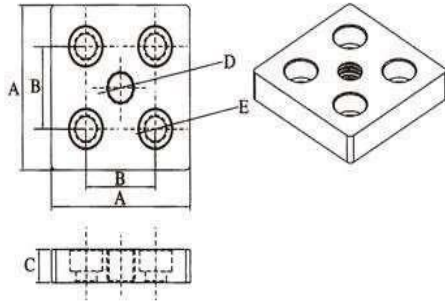
Aluminum Base Plate



Model	A	B	C	D	E	F	Weight (kg)	Compatibility code
-7001	60	30	30	12	M8	Ø9	0.045	3060A
7001-2	60	30	30	12	M10	Ø9	0.044	
7001-3	60	30	30	12	M12	Ø9	0.043	
-7002	80	40	40	12	M8	Ø9	0.091	4080A
7002-2	80	40	40	12	M12	Ø9	0.09	
7002-3	80	40	40	12	M16	Ø9	0.089	
-7003	90	45	45	19	M12	Ø13	0.173	4590A
7003-2	90	45	45	19	M16	Ø13	0.172	
7003-3	90	45	45	19	M20	Ø13	0.171	
-7033	100	50	50	19	M16	Ø13	0.25	50100A
7033-2	100	50	50	19	M20	Ø13	0.25	
7033-3	100	50	50	19	M24	Ø13	0.25	

Accessories	QTY	Description
5111	2	M8 * 25mm SHCS
5111	2	M8 * 25mm SHCS
5113	2	M12 * 30mm SHCS
5113	2	M12 * 30mm SHCS

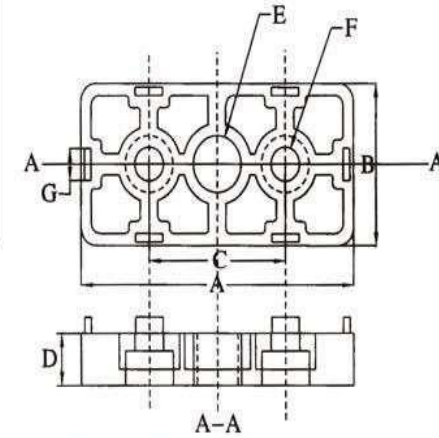
Aluminum Base Plate



Model	A	B	C	D	E	Weight (kg)	Compatibility code
-7004	60	30	12	M8	∅9	0.097	6060A
7004-2	60	30	12	M12	∅9	0.096	
7004-3	60	30	12	M16	∅9	0.095	
-7005	80	40	12	M12	∅9	0.187	8080A
7005-2	80	40	12	M16	∅9	0.185	
7005-3	80	40	12	M20	∅9	0.183	
-7006	90	45	19	M12	∅13	0.354	9090A
7006-2	90	45	19	M16	∅13	0.351	
7006-3	90	45	19	M20	∅13	0.348	
-7007	100	50	19	M16	∅13	0.42	100100A
7007-2	100	50	19	M20	∅13	0.416	
7007-3	100	50	19	M24	∅13	0.412	

Accessories	QTY	Description
5111	4	M8 * 25mm SHCS
5111	4	M8 * 25mm SHCS
5113	4	M12 * 30mm SHCS
5113	4	M12 * 30mm SHCS

Zinc Base Plate




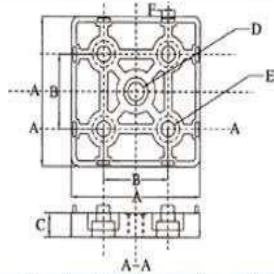
Model	A	B	C	D	E	F	G	Weight (kg)	Compatibility code
-7025	60	30	30	13	M8	∅9	8	0.089	3060B
7025-2	60	30	30	13	M10	∅9	8	0.088	
7025-3	60	30	30	13	M12	∅9	8	0.087	
-7027	80	40	40	13	M10	∅9	8	0.168	4080B
7027-2	80	40	40	13	M12	∅9	8	0.166	
7027-3	80	40	40	13	M16	∅9	8	0.164	
-7029	90	45	45	18	M12	∅13	10	0.313	4590B
7029-2	90	45	45	18	M16	∅13	10	0.311	
7029-3	90	45	45	18	M20	∅13	10	0.309	

Accessories	QTY	Description
5111	2	M8 * 25mm SHCS
5111	2	M8 * 25mm SHCS
5113	2	M12 * 30mm SHCS



MEXFRAME


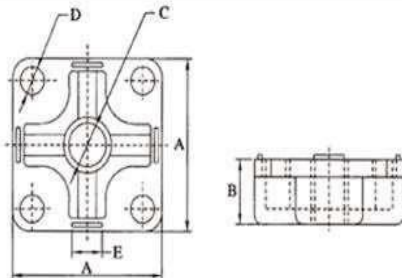
Zinc Base Plate



Model	A	B	C	D	E	F	Weight (kg)	Compatibility code
7030	60	30	13	M10	Ø9	8	0.174	6060B
7030-2	60	30	13	M12	Ø9	8	0.17	
7030-3	60	30	13	M16	Ø9	8	0.166	
7031	80	40	13	M12	Ø13	8	0.327	8080B
7031-2	80	40	13	M16	Ø13	8	0.323	
7031-3	80	40	13	M20	Ø13	8	0.319	

Accessories	QTY	Description
5111	4	M8 * 25mm SHCS
5111	4	M8 * 25mm SHCS

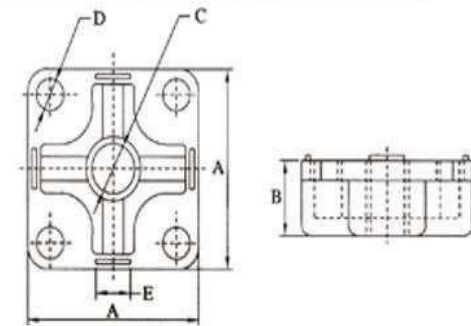
Zinc Base Plate



Model	A	B	C	D	E	Weight (kg)	Compatibility code
7026	40	15	M8	Ø6.3	8	0.09	40B
7028	45	15	M12	Ø6.3	10	0.11	45B

Accessories	QTY	Description
5230	4	M5 * 20mm SHCS
5232	4	M6 * 25mm SHCS

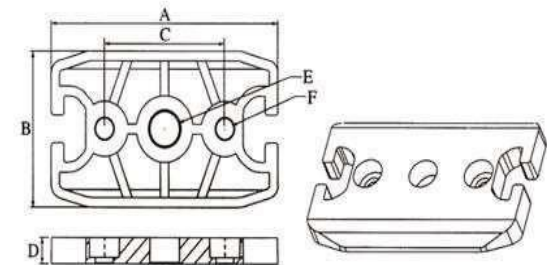
Zinc Base Plate



Model	A	B	C	D	E	Weight (kg)	Compatibility code
7024	30	15	M8	Ø5.3	8	0.049	30B

Accessories	QTY	Description
5230	4	M5 * 20mm SHCS

Zinc Base Plate



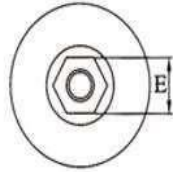
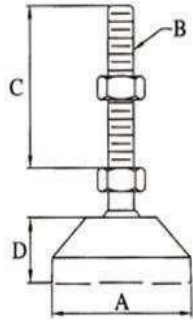
Model	A	B	C	D	E	F	Weight (kg)	Compatibility code
7032	80	47	42.5	8	M12	6.3Ø	0.1	4780B

Accessories	QTY	Description
5109	2	M6 * 20mm SHCS



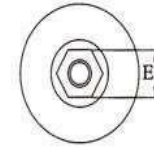
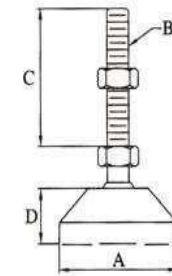
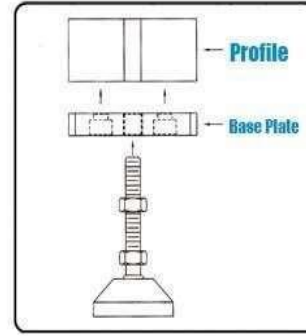
MEXFRAME

Large Base Glides (stems swivel 15 deg in alldirections)



Model	A	B	C	D	E	Weight(kg)
7034	50A	M8	30	20	14	0.072
7035		M8	50	20	14	0.078
7036		M10	50	20	17	0.09
7037		M10	80	20	17	0.104
7038		M12	50	20	19	0.105
7039		M12	80	20	19	0.126
7040		M12	100	20	19	0.142
7041		60A	M8	50	24	14
7042	M8		80	24	14	0.101
7043	M10		50	24	17	0.105
7044	M10		80	24	17	0.119
7045	M12		50	24	19	0.12
7046	M12		80	24	19	0.139
7047	M12		100	24	19	0.156

Large Base Glides (stems swivel 15 deg in alldirections)

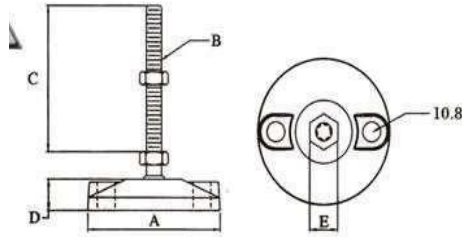


Model	A	B	C	D	E	Weight(kg)	
7048	80A	M8	50	28	14	0.126	
7049		M8	80	28	14	0.134	
7050		M8	100	28	14	0.141	
7051		M10	80	28	17	0.154	
7052		M10	100	28	17	0.162	
7053		M12	50	28	19	0.153	
7054		M12	80	28	19	0.173	
7055		M12	100	28	19	0.2	
7056		M16	80	28	24	0.234	
7057		M16	100	28	24	0.262	
7058		100A	M12	80	30	19	0.163
7059			M12	100	30	19	0.276
7060			M16	80	30	24	0.322
7061			M16	100	30	24	0.348
7062	M20		80	30	30	0.404	
7063	M20		100	30	30	0.447	
7064	M20		120	30	30	0.496	
7065	M24		100	30	35.5	0.64	
7066	M24		120	30	35.5	0.668	



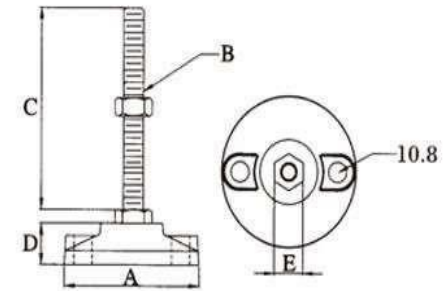
MEXFRAME

Large Base Glides (stems swivel 15 deg in all directions)



Model	A	B	C	D	E	Weight(kg)
7067	80B	M8	50	17	14	0.107
7068		M8	80	17	14	0.115
7069		M8	100	17	14	0.121
7070		M10	80	17	17	0.134
7071		M10	100	17	17	0.143
7072		M12	50	17	19	0.133
7073		M12	80	17	19	0.155
7074		M12	100	17	19	0.171
7075		M16	80	17	24	0.214
7076		M16	100	17	24	0.241
7077	100B	M12	80	20	19	0.238
7078		M12	100	20	19	0.25
7079		M16	80	20	24	0.295
7080		M16	100	20	24	0.322
7081		M20	100	20	30	0.42
7082		M20	120	20	30	0.462
7083		M24	100	20	35.5	0.552
7084		M24	120	20	35.5	0.609

Large Base Glides



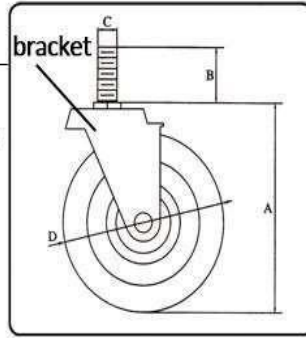
Model	A	B	C	D	E	Weight(kg)		
7085	50C	M8	30	21	14	0.075		
7086		M8	50		14	0.081		
7108		M8	80		14	0.1		
7087		M10	50		17	0.096		
7088		M10	80		17	0.109		
7089		M12	50		19	0.111		
7090		M12	80		19	0.132		
7091		M12	100		19	0.196		
7092		60C	M8		50	24	14	0.094
7093			M8		80		14	0.103
7094	M10		50	17	0.111			
7095	M10		80	17	0.122			
7096	M12		50	19	0.125			
7097	M12		80	19	0.142			
7098	80C	M12	80	22	19	0.191		
7099		M12	100		19	0.206		
7100		M16	80		24	0.252		
7101		M16	100		24	0.275		
7102	100C	M16	80	22	24	0.285		
7103		M16	100		24	0.311		
7104		M20	100		30	0.422		
7105		M20	120		30	0.464		
7106		M24	100		35.5	0.545		
7107	M24	120	35.5	0.612				



MEXFRAME

Treaded Stem Swivel Casters

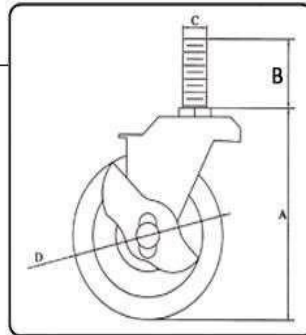
- *20,30,40 and 45 series compatible.
- *Mounts directly to profile ends (with end tap) or to mounted base plate.
- *Maximum load capacity ranges from 50-100 kg.
- *7181-1 black bracket, 7181-2 silver bracket



Model	A	B	C	D	Braek	Max Load(kg)	Weight(kg)
-7178	65.5	15	M8	Ø50	No	50	0.146
-7179	94	30	M12	Ø75	No	75	0.324
-7180	117	31	M12	Ø100	No	100	0.485
-7181	71.5	25	M8	Ø50	No	50	0.208
7181-1	74	25	M8	Ø50	No	50	0.216
7181-2	74	25	M8	Ø50	No	50	0.216
-7182	105	30	M12	Ø75	No	50	0.546

Treaded Stem Swivel Casters

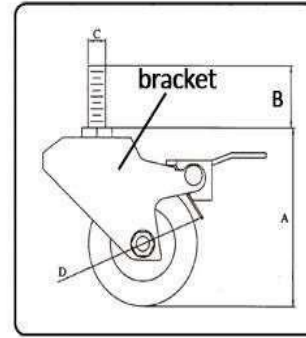
- *20,30,40 and 45 series compatible.
- *Mounts directly to profile ends (with end tap) or to mounted base plate.
- *Maximum load capacity ranges from 50-100 kg.



Model	A	B	C	D	Braek	Max Load(kg)	Weight(kg)
7183	67	15	M8	Ø50	Yes	50	0.16
7184	95	31	M12	Ø75	Yes	75	0.345
7185	116.5	31	M12	Ø100	Yes	100	0.498

Treaded Stem Swivel Casters

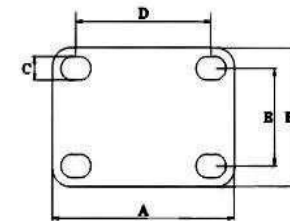
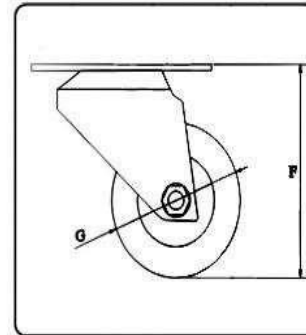
- *20,30,40 and 45 series compatible.
- *Mounts directly to profile ends (with end tap) or to mounted base plate.
- *Maximum load capacity ranges from 50-100 kg.
- *7186-1 black bracket, 7186-2 silver bracket



Model	A	B	C	D	Braek	Max Load(kg)	Weight(kg)
-7186	71.5	25	M8	Ø50	Yes	50	0.258
7186-1	74	25	M8	Ø50	Yes	50	0.300
7186-2	74	25	M8	Ø50	Yes	50	0.300
-7187	105	30	M12	Ø75	Yes	75	0.691

Flange Mount Casters

- *20,30,40 and 45 series compatible.
- *Choose from rigid or swivel casters.
- *Side brake (pictured) locks wheel only.
- *Front brake (pictured) locks wheel and swivel motion.
- *Maximum load capacity ranges from 95-125 kg.



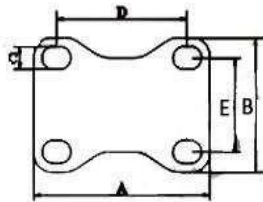
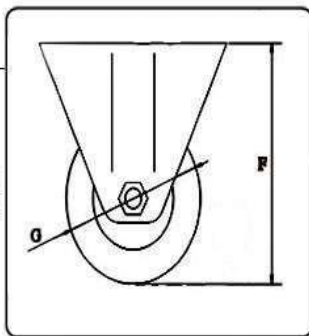
Model	A	B	C	D	E	F	G	Braek	Max Load(kg)	Weight(kg)
-7188	70	50	8.5	55	35	69	Ø50	No	95	0.232



MEXFRAME

Flange Mount Casters

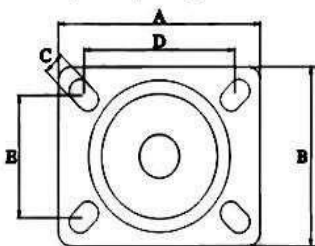
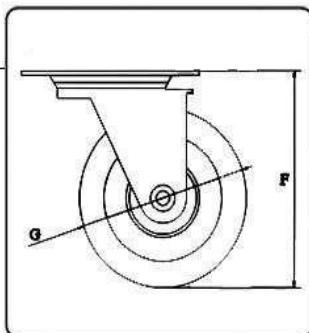
- *20,30,40 and 45 series compatible.
- *Choose from rigid or swivel casters.
- *Side brake (pictured) locks wheel only.
- *Front brake (pictured) locks wheel and swivel motion.
- *Maximum load capacity ranges from 95-125 kg.



Model	A	B	C	D	E	F	G	Braek	Max Load(kg)	Weight(kg)
7189	70	50	8.5	52	35	70.5	Ø50	No	95	0.174

Flange Mount Casters

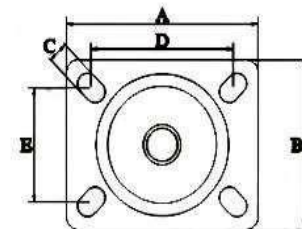
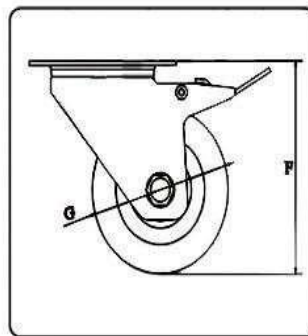
- *20,30,40 and 45 series compatible.
- *Choose from rigid or swivel casters.
- *Side brake (pictured) locks wheel only.
- *Front brake (pictured) locks wheel and swivel motion.
- *Maximum load capacity ranges from 95-125 kg.



Model	A	B	C	D	E	F	G	Braek	Max Load(kg)	Weight(kg)
7190	80	66	8.5	60	45	91	Ø75	No	100	0.355
7191	100	82	8.5	80	60	125	Ø100	No	125	0.698

Flange Mount Casters

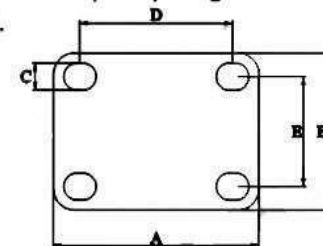
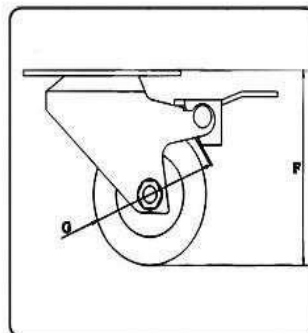
- *20,30,40 and 45 series compatible.
- *Choose from rigid or swivel casters.
- *Side brake (pictured) locks wheel only.
- *Front brake (pictured) locks wheel and swivel motion.
- *Maximum load capacity ranges from 95-125 kg.



Model	A	B	C	D	E	F	G	Braek	Max Load(kg)	Weight(kg)
7192	81	67	8.5	60	45	95	Ø75	Yes	110	0.474
7193	100	82	8.5	80	60	125	Ø100	Yes	125	0.852

Flange Mount Casters

- *20,30,40 and 45 series compatible.
- *Choose from rigid or swivel casters.
- *Side brake (pictured) locks wheel only.
- *Front brake (pictured) locks wheel and swivel motion.
- *Maximum load capacity ranges from 95-125 kg.

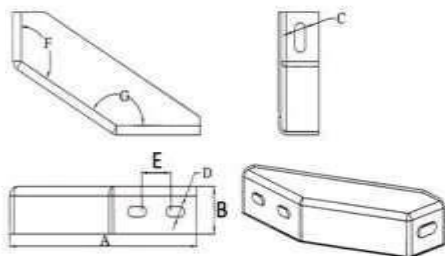


Model	A	B	C	D	E	F	G	Braek	Max Load(kg)	Weight(kg)
7194	70	50	8.5	52	35	69	Ø50	Yes	95	0.284
7195	93.6	65	8.5	72	45	103	Ø75	Yes	110	0.774



MEXFRAME

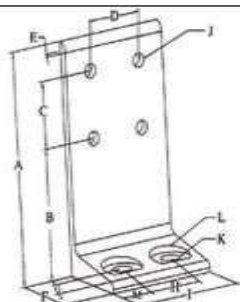
Steel Floor Bracket



Model	A	B	C	D	E	F	G	Weight(kg)	Compatibility code
7142	185	40	Ø10.8	Ø8.8	28.8	120°	150°	0.355	40A-L
7143	185	40	Ø10.8	Ø8.8	28.8	120°	150°	0.355	40A-R

Accessories	QTY	Description
5026 & 5077	2	Drop-in T-studs & Flange Nuts
5268	1	Wedge Floor Anchor

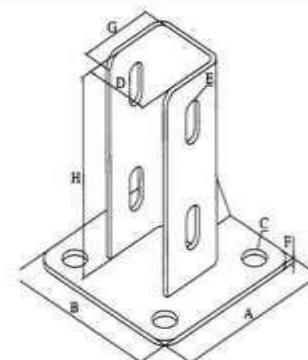
Aluminum Floor Bracket



Model	A	B	C	D	E	F	G	H	I	J	K	L	M	Weight(kg)	Compatibility code
7135	140	80	40	-	6	56	20	-	30	Ø6.3	Ø10.5	25	15	0.095	30B
7137	140	80	40	30	6	56	20	30	60	Ø6.3	Ø10.5	25	15	0.18	3060B
7136	140	80	40	-	6	56	20	-	40	Ø8.3	Ø13.5	28	20	0.125	40B
7138	140	80	40	40	6	56	20	40	80	Ø8.3	Ø13.5	28	20	0.235	4080B

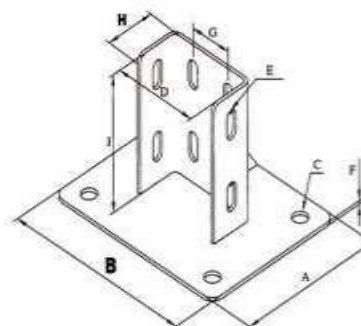

Accessories	QTY	Description
5099 & 5139 & 5268	2&1&1	BHSCS & Econ T-nuts & Wedge Floor Anchor
5099 & 5139 & 5268	4&2&1	BHSCS & Econ T-nuts & Wedge Floor Anchor
5102 & 5144 & 5269	2&1&1	BHSCS & Econ T-nuts & Wedge Floor Anchor
5102 & 5144 & 5269	4&2&1	BHSCS & Econ T-nuts & Wedge Floor Anchor

Floor Mount Base Plate



Model	A	B	C	D	E	F	G	H	Weight(kg)	Compatibility code
7200	60	60	Ø8	21	R3.25	4	20	80	0.23	20A
7213	65	65	Ø8	26	R3.25	4	25	80	0.28	25A
7202	80	80	Ø10	31	R4	4	30	80	0.36	30A
7204	100	100	Ø14	41	R5	4	40	115	0.63	40A
7206	105	105	Ø14	46	R5	4	45	115	0.7	45A
7215	115	115	Ø14	51	R5	4	50	115	0.82	50A


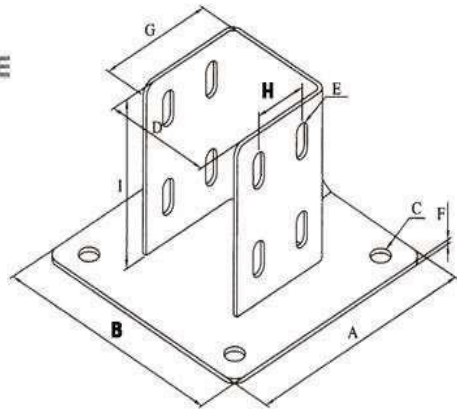
Floor Mount Base Plate





Model	A	B	C	D	E	F	G	H	I	Weight(kg)	Compatibility code
7201	80	100	Ø8	41	R3.25	4	20	20	80	0.38	2040A
7214	95	120	Ø8	51	R3.25	4	25	25	80	0.53	2550A
7203	110	140	Ø10	61	R4	4	30	30	80	0.69	3060A
7205	140	180	Ø14	81	R5	4	40	40	115	1.2	4080A
7207	155	200	Ø14	91	R5	4	45	45	115	1.4	4590A
7208	170	220	Ø14	101	R5	4	50	50	115	1.65	50100A



Floor Mount Base Plate



Model	A	B	C	D	E	F	G	H	I	Weight(kg)	Compatibility code
7209	135	135	Ø14	61	R5	4	60	30	115	1.02	6060A
7210	175	175	Ø14	81	R5	4	80	40	115	1.6	8080A
7211	195	195	Ø14	91	R5	4	90	45	115	1.85	9090A
7212	215	215	Ø14	101	R5	4	100	50	115	2.2	100100A

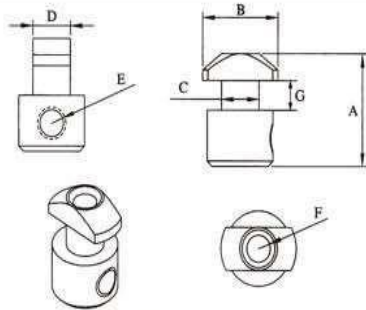




MEXFRAME


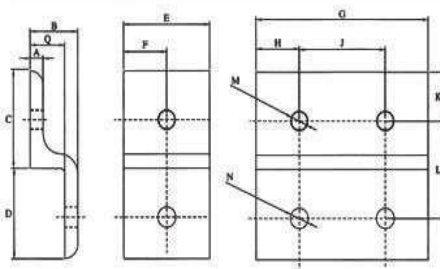
Mesh Panel Fastener

Mesh Panel Economy Fastener



Model	A	B	C	D	E	F	Weight(kg)	Compatibility code
7196	18	10.5	Ø5.8	5.8	M6	4.5	0.013	20A
7197	20	16	Ø7.8	7.8		4.5	0.016	30A
7198	21	16	Ø7.8	7.8		5.4	0.014	40A
7199	23	19	Ø9.8	9.8		5.4	0.033	45A

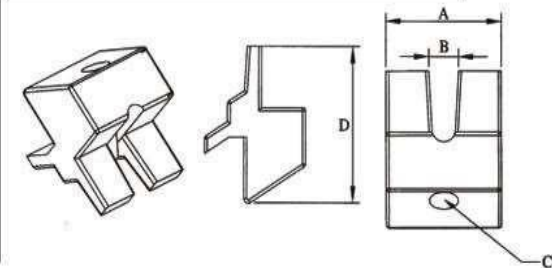
Single Panel Retainers



Model	A	B	C	D	E	F	G	H	Q	J	K	L	M	N	Weight(kg)	Compatibility code
7145	3	10.2	20	19	20	10	-	-	7.2	-	10	20	M5	Ø5.6	0.01	20A
7149	3	10.2	20	19	-	40	10	7.2	20	10	20	M5	Ø5.6	0.015	20B	
7146	4	14.6	30	28	30	15	-	-	10.6	-	15	30	M6	Ø8.3	0.021	30A
7150	4	14.6	30	28	-	60	15	10.6	30	15	30	M6	Ø8.3	0.042	30B	
7147	6	22	40	37	40	20	-	-	16	-	20	40	M8	Ø8.3	0.056	40A
7151	6	22	40	37	-	80	20	16	40	20	40	M8	Ø8.3	0.12	40B	
7148	6	23.3	45	42	45	22.5	-	-	17.3	-	22.5	45	M8	Ø8.3	0.08	45A
7152	6	23.3	45	42	-	90	22.5	17.3	45	22.5	45	M8	Ø8.3	0.15	45B	

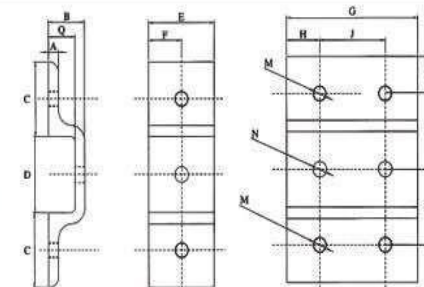

20,30,40 and 45 series compatible.
 Made of 6061-t5 clear anodized aluminum, strongest method for mounting panels.
 Simplifies panel installation and removal.

Mesh Panel Economy Fastener



Model	A	B	C	D	Weight(kg)	Compatibility code
7216	20	5.2	M5	24	0.016	---

Double Panel Retainers



20,30,40 and 45 series compatible.
 Made of 6061-t5 clear anodized aluminum, strongest way to cost-effectively retain two plastic panels separated by a profile, simplifies panel installation and removal.

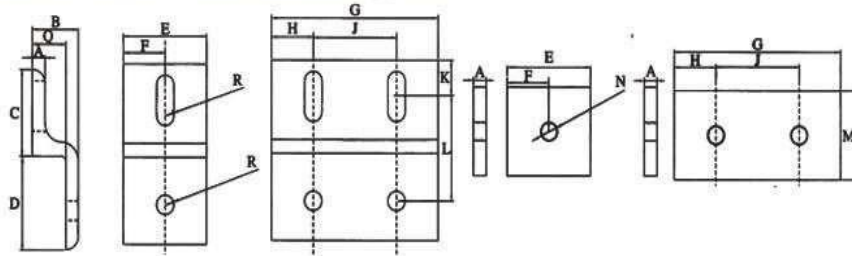
Model	A	B	C	D	E	F	G	H	Q	J	K	L	M	N	Weight(kg)	Compatibility code
7153	3	10.2	20	20.6	20	10	-	-	7.2	-	10	20.3	M5	Ø5.5	0.02	20C
7157	3	10.2	20	20.6	-	40	10	7.2	20	10	20.3	M5	Ø5.5	0.022	20D	
7154	4	14.6	30	30.6	30	15	-	-	10.6	-	15	30.3	M6	Ø8.3	0.034	30C
7158	4	14.6	30	30.6	-	60	15	10.6	30	15	30.3	M6	Ø8.3	0.07	30D	
7155	6	22	40	40.6	40	20	-	-	16	-	20	40.3	M8	Ø8.3	0.1	40C
7159	6	22	40	40.6	-	80	20	16	40	20	40.3	M8	Ø8.3	0.19	40D	
7156	6	23.3	45	45.6	45	22.5	-	-	17.3	-	22.5	45.3	M8	Ø8.3	0.12	45C
7160	6	23.3	45	45.6	-	90	22.5	17.3	45	22.5	45.3	M8	Ø8.3	0.24	45D	




MEXFRAME

Single Mesh Panel Retainers

20,30,40 and 45 series compatible.
Made of 6061 -t5 clear anodized aluminum, strongest method for mounting wire mesh, simplifies panel installation and removal. Panel is secured when tightened between retainer and Threaded backing plate.

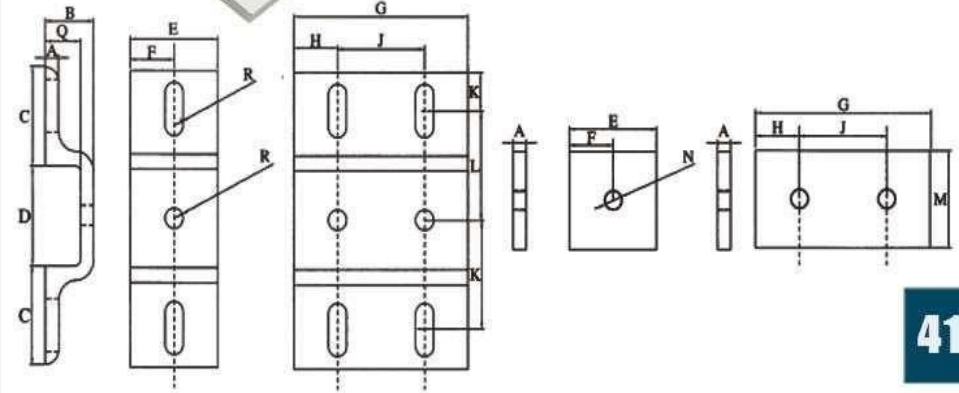


Model	A	B	C	D	E	F	G	H	I	J	K	L	M	N	R	Weight(kg)	Compatibility code
7161	3	10.2	20	19	20	10	-	-	7.2	-	8.5	22	18	M5	Ø5.5	0.01	20E
7165	3	10.2	20	19	-	-	40	10	7.2	20	8.5	22	18	M5	Ø5.5	0.021	20F
7162	4	14.6	30	28	30	15	-	-	10.6	-	13	32.5	28	M6	Ø6.5	0.029	30E
7166	4	14.6	30	28	-	-	60	15	10.6	30	13	32.5	28	M6	Ø6.5	0.057	30F
7163	6	22	40	37	40	20	-	-	16	-	15.6	44.6	38	M8	Ø8.3	0.078	40E
7167	6	22	40	37	-	-	80	20	16	40	15.6	44.6	38	M8	Ø8.3	0.16	40F
7164	6	23.3	45	42	45	22.5	-	-	17.3	-	20	48.5	42	M8	Ø8.3	0.1	45E
7168	6	23.3	45	42	-	-	90	22.5	17.3	45	20	48.5	42	M8	Ø8.3	0.2	45F




Double Mesh Panel Retainers

20,30,40 and 45 series compatible.
Made of 6061 -t5 clear anodized aluminum. Panel is secured when tightened between retainer and Threaded backing plate. Strongest way to cost-effectively retain two wire mesh or expanded metal panels separated by a profile. Simplifies panel installation and removal.



Model	A	B	C	D	E	F	G	H	I	J	K	L	M	N	R	Weight(kg)	Compatibility code
7169	3	10.2	20	20.6	20	10	-	-	7.2	-	8.5	22	18	M5	Ø5.5	0.018	20G
7173	3	10.2	20	20.6	-	-	40	10	7.2	20	8.5	22	18	M5	Ø5.5	0.036	20H
7170	4	14.6	30	30.6	30	15	-	-	10.6	-	13	32.5	28	M6	Ø6.5	0.051	30G
7174	4	14.6	30	30.6	-	-	60	15	10.6	30	13	32.5	28	M6	Ø6.5	0.098	30H
7171	6	22	40	40.6	40	20	-	-	16	-	15.6	44.6	38	M8	Ø8.3	0.14	40G
7175	6	22	40	40.6	-	-	80	20	16	40	15.6	44.6	38	M8	Ø8.3	0.28	40H
7172	6	23.3	45	45.6	45	22.5	-	-	17.3	-	20	48.5	42	M8	Ø8.3	0.173	45G
7176	6	23.3	45	45.6	-	-	90	22.5	17.3	45	20	48.5	42	M8	Ø8.3	0.35	45H



Accessories Aluminum Angles



Mexico

- 📍 [Julimes](#) 6002 Col: Nuevo Hipódromo
C.P 32685 cd Juárez, Chihuahua
sales@viratechnologies.net
- ☎ Tel. Oficina+52 (656) 664 7180 EXT: 107
- ☎ Celular (656) 185 5192  

USA

- 📍 [6930 Market](#), Suite E El Paso, TX 79915 US
[Sergio Nava snava@borderstatestech.com](mailto:Sergio.Nava.snava@borderstatestech.com)
- ☎ Tel: Oficina 01 915 613 4191  
- ☎ Celular (656) 418 0730



..... **5-18**

<i>15 series</i>	5
<i>18 series</i>	6
<i>20 series</i>	6
<i>25 series</i>	8
<i>30 series</i>	8
<i>40 series</i>	11
<i>45 series</i>	14
<i>60 series</i>	16
<i>80 series</i>	17
<i>90 series</i>	18
<i>100 series</i>	18



..... **19-21**

<i>45 Degree</i>	19
<i>135 Degree</i>	19
<i>90 Degree</i>	20



..... **21**



..... **22**



..... **24**



..... **26**



..... **26**



..... **27**



..... **28**




..... **28**



..... **28**


	28		40-51
	30		52-56
	31		56-57
	31			
	32			
	32			
	32			
	32			
	33			
	38			





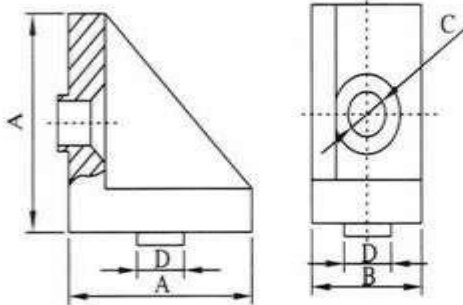
MEXFRAME

Corner Bracket



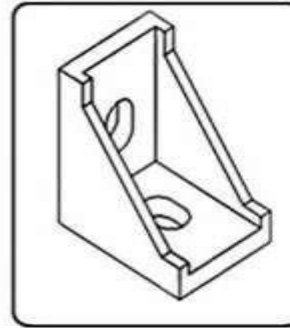
2 hole Inside Corner Bracket

1525A Inside Corner Bracket

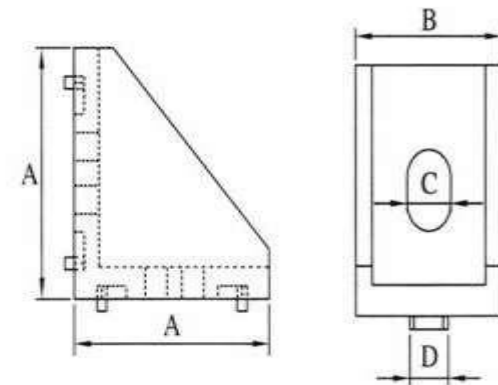


Accessories	QTY	Description
.5256	2	M5 * 12mm FHSCS

Model	A	B	C	D	Weight (kg)	Compatibility code
1081	25	15	Φ5.1	6.4	0.01	1525A-6

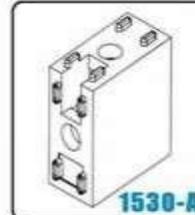


1515A Inside Corner Bracket

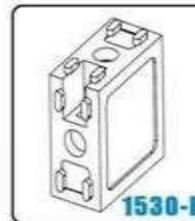
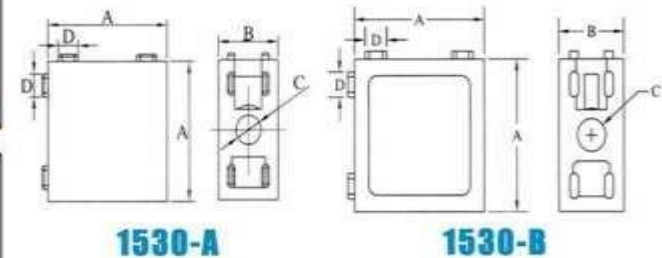


Accessories	QTY	Description
.5295	2	M4 * 6mm BHSCS

Model	A	B	C	D	Weight (kg)	Compatibility code
.1082	20	15	Φ4.5	4	0.007	1515A-4



1530 Inside Corner Bracket



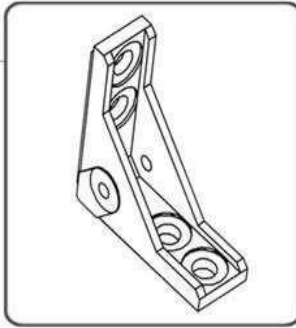
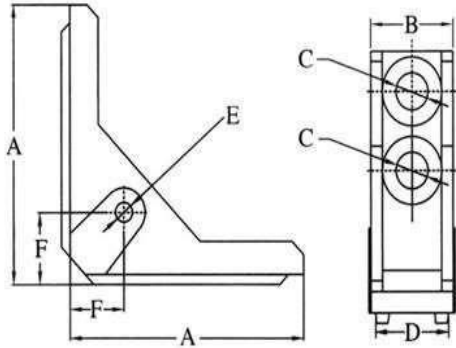
Accessories	QTY	Description
ZJD-5109	2	M6 * 20mm SHCS

Model	A	B	C	D	Weight (kg)	Compatibility code
1176	30	15	Φ6.5	5	0.023	1530A-6
1050	30	15	Φ6.5	5	0.021	1530B-6



MEXFRAME

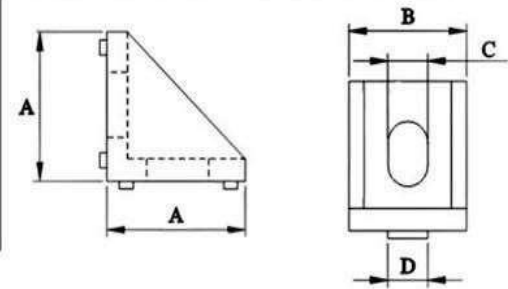
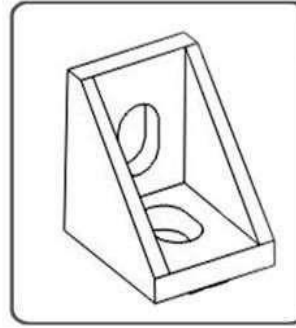
1850A Inside Corner Bracket



Accessories	QTY	Description
5147	4	M6 * 12mm SHCS

Model	A	B	C	D	E	F	Weight (kg)	Compatibility code
1023	50	18	Φ7	16	M4	10	0.026	1850A-16

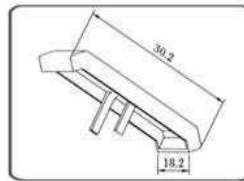
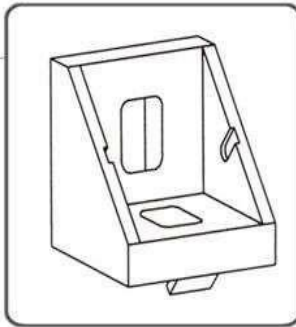
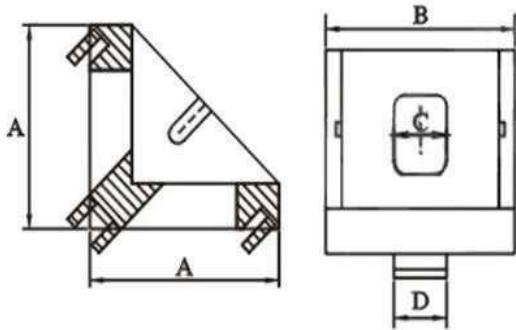
2020A Inside Corner Bracket



Accessories	QTY	Description
5094	2	M5 * 8mm BHSCS
5339	2	Econ T-Nut

Model	A	B	C	D	Weight (kg)	Compatibility code
1001	20	17	Φ6	4	0.0065	2020A-4

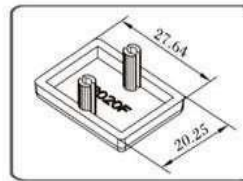
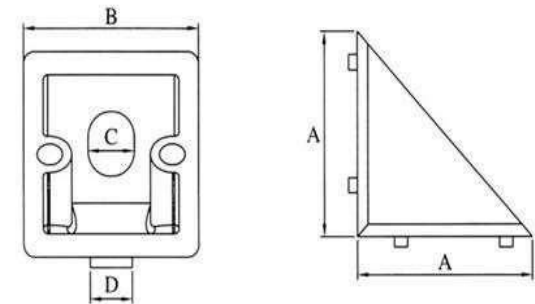
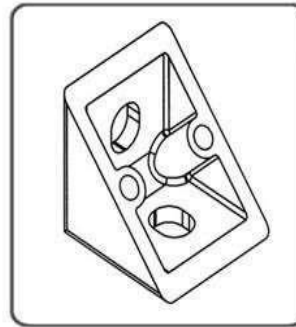
2020E Inside Corner Bracket



Accessories	QTY	Description
5094	2	M5 * 8mm BHSCS
5339	2	Econ T-Nut

Model	A	B	C	D	Weight (kg)	Compatibility code
1033	18	18	5	5	0.007	2020E-5

2020F Inside Corner Bracket



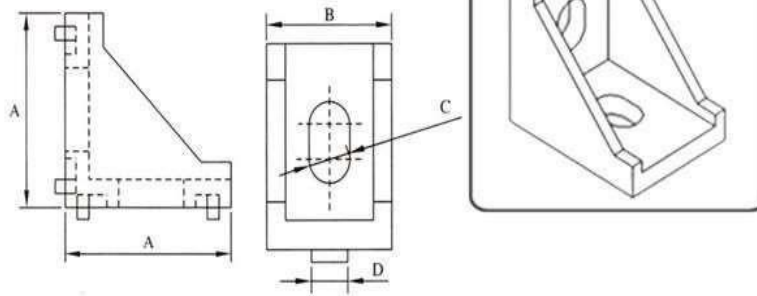
Accessories	QTY	Description
5094	2	M5 * 8mm BHSCS
5339	2	Econ T-Nut

Model	A	B	C	D	Weight (kg)	Compatibility code
1150	20	20	5.3	5	0.0059	2020F-5(AL)
1151	20	20	5.3	5	0.015	2020F-5(Zn)



MEXFRAME

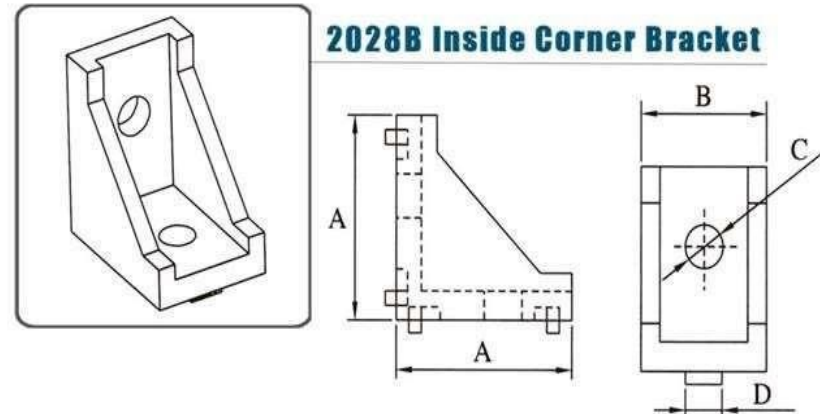
2028A Inside Corner Bracket



Accessories	QTY	Description
5094	2	M5 * 8mm BHSCS
5339	2	Econ T-Nut

Model	A	B	C	D	Weight (kg)	Compatibility code
1024	28	20	6.3	6	0.013	2028A-6

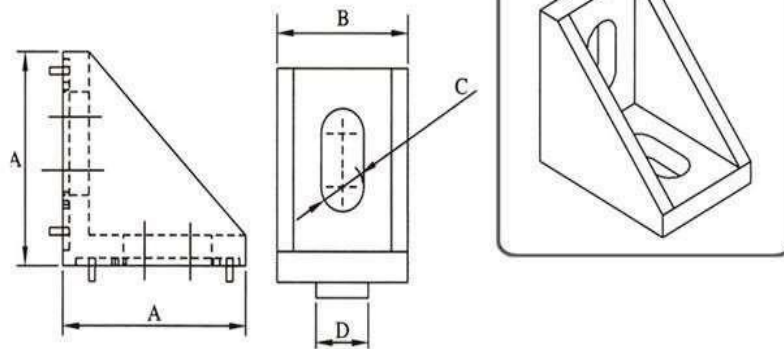
2028B Inside Corner Bracket



Accessories	QTY	Description
5094	2	M5 * 8mm BHSCS
5339	2	Econ T-Nut

Model	A	B	C	D	Weight (kg)	Compatibility code
1002	28	20	6	4	0.135	2028B-4

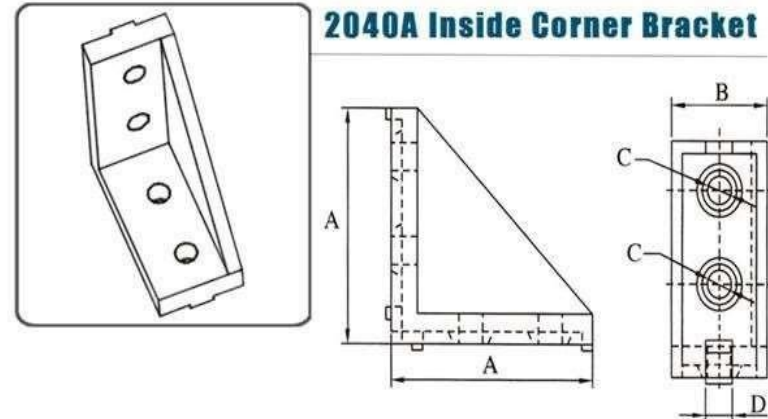
2028C Inside Corner Bracket



Accessories	QTY	Description
5094	2	M5 * 8mm BHSCS
5339	2	Econ T-Nut

Model	A	B	C	D	Weight (kg)	Compatibility code
1040	28	20	6.5	8	0.013	2028C-8

2040A Inside Corner Bracket



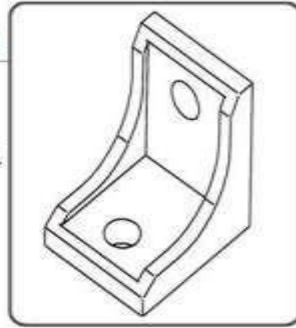
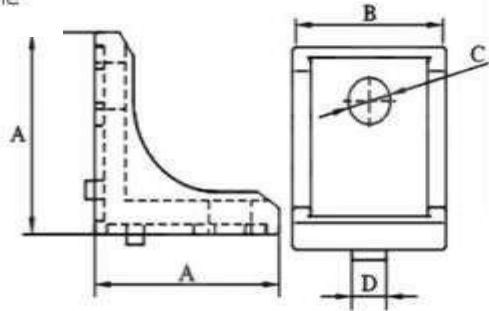
Accessories	QTY	Description
5160	4	M4 * 8mm BHSCS
5338	4	Econ T-Nut

Model	A	B	C	D	Weight (kg)	Compatibility code
1025	38	18	4.5	5	0.016	2040A-5



MEXFRAME

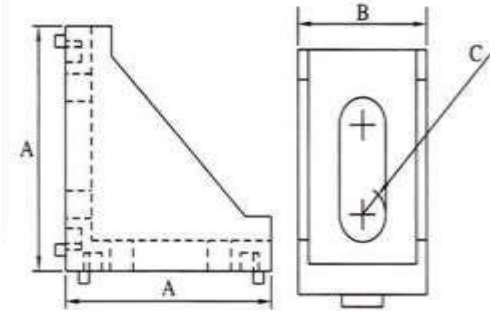
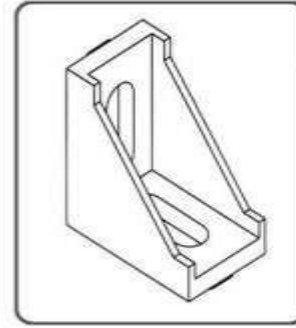
2530A Inside Corner Bracket



Accessories	QTY	Description
5098	2	M6 * 10mm BHSCS
5341	2	Econ T-Nut

Model	A	B	C	D	Weight (kg)	Compatibility code
1049	30	25	7	5.7	0.016	2530A-6

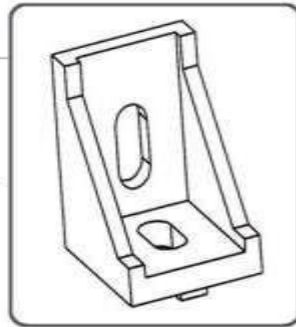
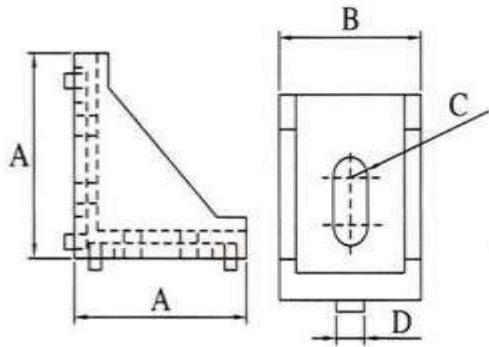
2540A Inside Corner Bracket



Accessories	QTY	Description
5098	2	M6 * 10mm BHSCS
5341	2	Econ T-Nut

Model	A	B	C	D	Weight (kg)	Compatibility code
1051	40	25	9	8	0.027	2540A-8

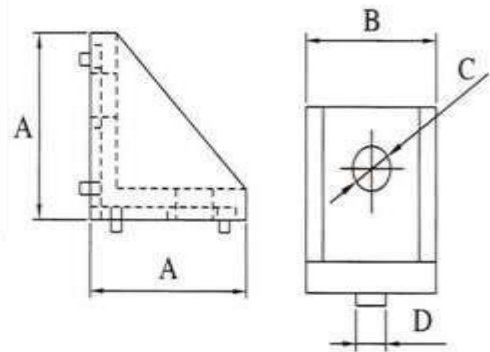
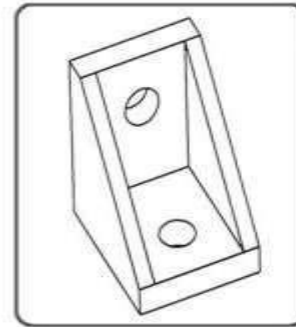
3030A Inside Corner Bracket



Accessories	QTY	Description
5022	2	M6 * 16mm Drop-In T Studs
5076	2	Flange Nuts

Model	A	B	C	D	Weight (kg)	Compatibility code
1003	35	28	6.5	6	0.026	3030A-6
1026	35	28	6.5	8	0.026	3030A-8

3030B Inside Corner Bracket



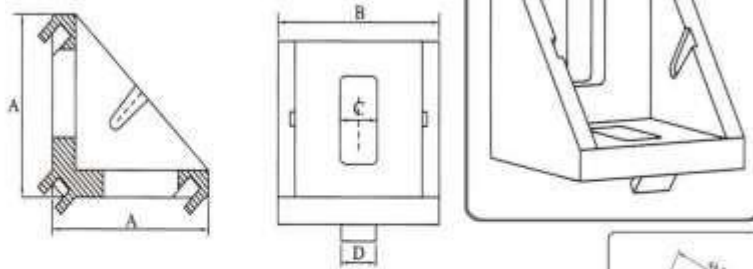
Accessories	QTY	Description
5022	2	M6 * 16mm Drop-In T Studs
5076	2	Flange Nuts

Model	A	B	C	D	Weight (kg)	Compatibility code
1004	30	25	6.5	6	0.018	3030B-6



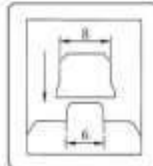
MEXFRAME

3030E Inside Corner Bracket

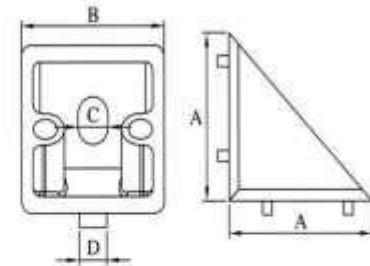
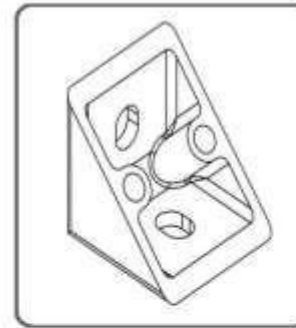


Accessories	QTY	Description
5229	2	M6 * 12mm Drop-In T Studs
5022	2	M6 * 16mm Drop-In T Studs
5076	2	Flange Nuts

Model	A	B	C	D	Weight (kg)	Compatibility code
1034	27	28	6.4	6	0.02	3030E-6
1037	27	28	6.4	8	0.022	3030E-8

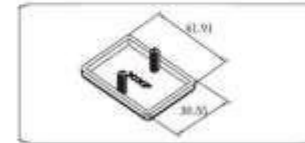


3030F Inside Corner Bracket

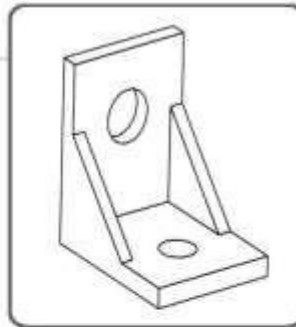
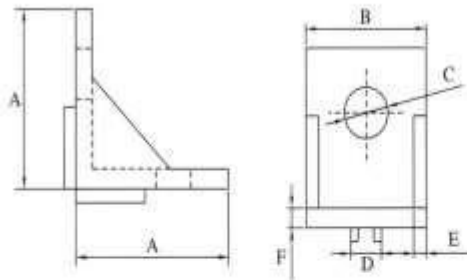


Accessories	QTY	Description
5099	2	M6 * 16mm BHSCS
5343	2	Flange Nuts

Model	A	B	C	D	Weight (kg)	Compatibility code
1152	30	30	6.3	6	0.018	3030F-6(Al)
1153	30	30	6.3	6	0.018	3030F-6(Zn)
1154	30	30	6.3	8	0.019	3030F-8(Al)
1155	30	30	6.3	8	0.019	3030F-8(Zn)



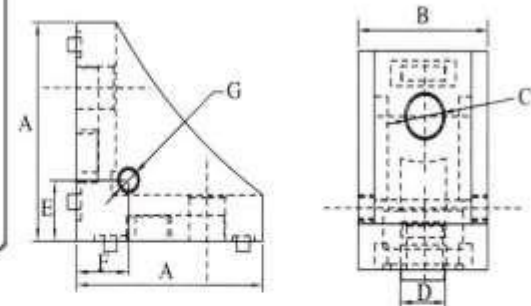
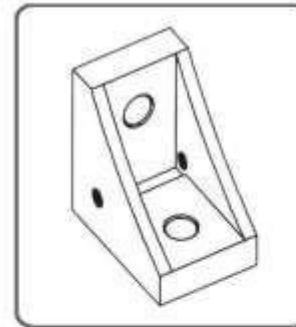
3040A Inside Corner Bracket



Accessories	QTY	Description
5026	2	M8 * 20mm Drop-In T-Studs
5077	2	Flange Nuts

Model	A	B	C	D	E	F	Weight (kg)	Compatibility code
1008	38	30	8.5	8	3.5	4.5	0.0275	3040A-8

3043A Inside Corner Bracket




Accessories	QTY	Description
5103	2	M8 * 18mm BHSCS
5055	2	Econ T-Nuts

Model	A	B	C	D	E	F	G	Weight (kg)	Compatibility code
1032	43	30	8.3	10.3	12	12	M5	0.053	3043A-10



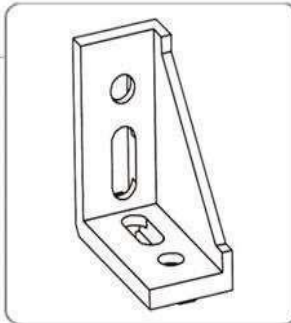
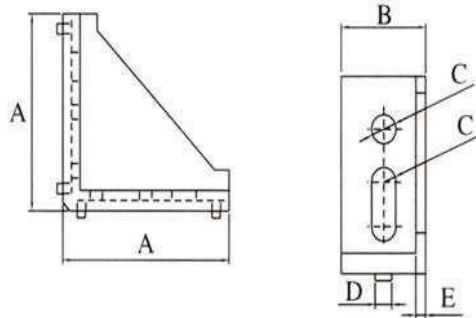
MEXFRAME



4 hole Inside Corner Bracket



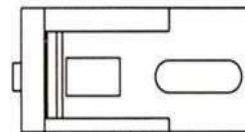
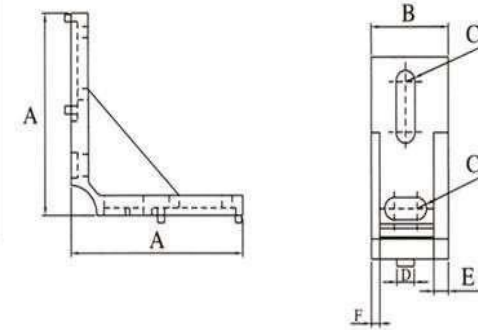
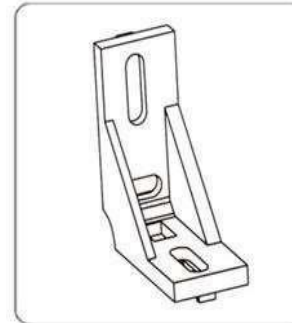
3060A Inside Corner Bracket



Accessories	QTY	Description
5022	4	M6 * 16mm Drop-In T-Studs
5076	4	Flange Nuts

Model	A	B	C	D	E	Weight (kg)	Compatibility code
1005	58	30	8.5	6	3.5	0.047	3060A-6
1027	58	30	8.5	8	3.5	0.046	3060A-8

3060B Inside Corner Bracket



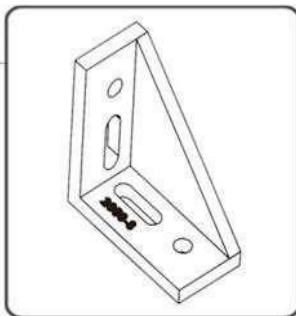
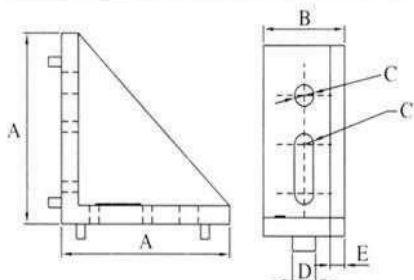
Accessories	QTY	Description
5022	4	M6 * 16mm Drop-In T-Studs
5076	4	Flange Nuts

Model	A	B	C	D	E	F	Weight (kg)	Compatibility code
1006	60	27	6.5	6	5	3	0.044	3060B-6



MEXFRAME

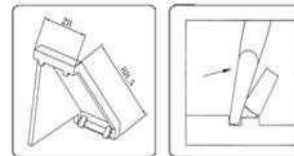
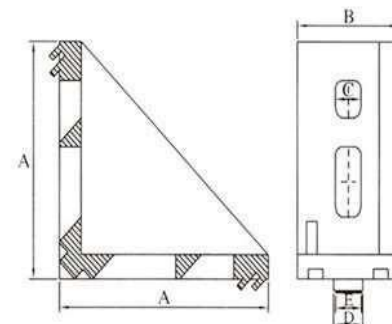
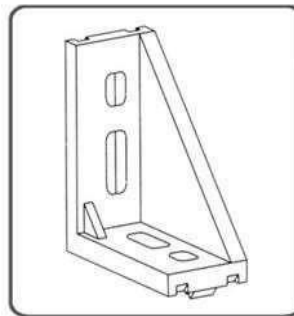
3060C Inside Corner Bracket



Accessories	QTY	Description
5022	4	M6 * 16mm Drop-In T-Studs
5076	4	Flange Nuts

Model	A	B	C	D	E	Weight (kg)	Compatibility code
1007	58	28	6.5	6	5	0.061	3060C-6
1028	58	28	6.5	8	5	0.061	3060C-8A
1029	58	28	6.5	8	5	0.061	3060C-8B

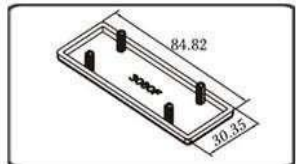
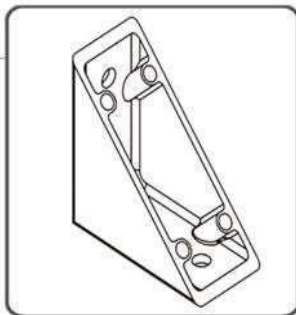
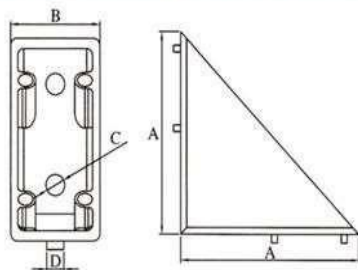
3060E Inside Corner Bracket



Accessories	QTY	Description
5237	4	M6 * 16mm Drop-In T-Studs
5076	4	Flange Nuts
5100	4	M6*16 BHSCS
5139	2	Econ T-Nuts

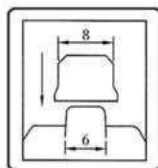
Model	A	B	C	D	E	Weight (kg)	Compatibility code
1055	57.6	28	7	8	6	0.064	3060E-6/8

3060F Inside Corner Bracket

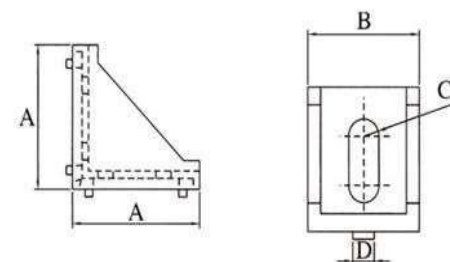
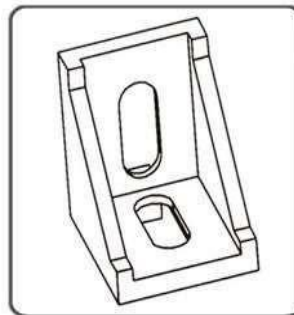


Accessories	QTY	Description
5099	4	M6*12 BHSCS
5202	4	Roll-In T-Nuts
5022	4	M6 * 16mm Drop-In T-Studs
5139	2	Econ T-Nuts

Model	A	B	C	D	Weight (kg)	Compatibility code
1156	30	60	6.3	6	0.049	3060F-6(Al)
1157	30	60	6.3	6	0.049	3060F-6(Zn)
1158	30	60	6.3	8	0.050	3060F-8(Al)
1159	30	60	6.3	8	0.050	3060F-8(Zn)



4040A Inside Corner Bracket



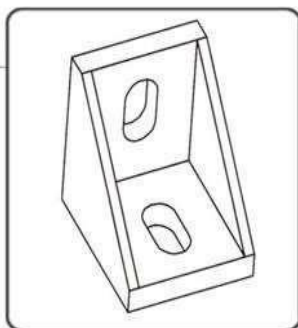
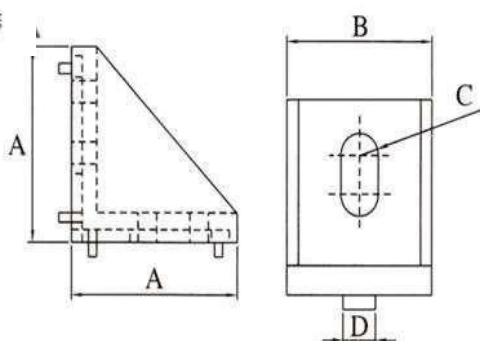
Accessories	QTY	Description
5026	2	M8 * 20mm Drop-In T-Studs
5077	2	Flange Nuts

Model	A	B	C	D	Weight (kg)	Compatibility code
1009	40	35	8.5	8	0.033	4040A-8



MEXFRAME

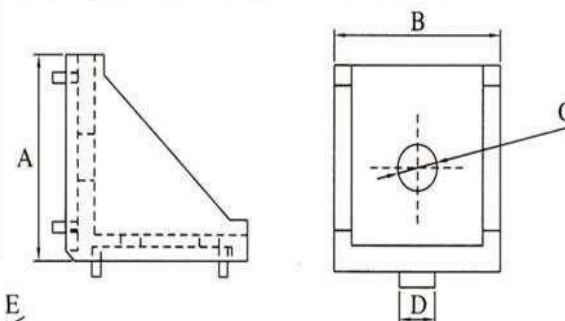
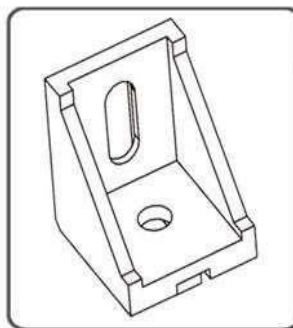
4040B Inside Corner Bracket



Accessories	QTY	Description
5026	2	M8 * 20mm Drop-In T-Studs
5077	2	Flange Nuts

Model	A	B	C	D	Weight (kg)	Compatibility code
1010	40	35	8.5	8	0.036	4040B-8

4040C Inside Corner Bracket

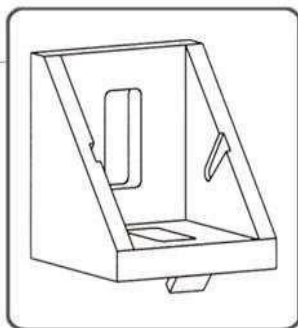
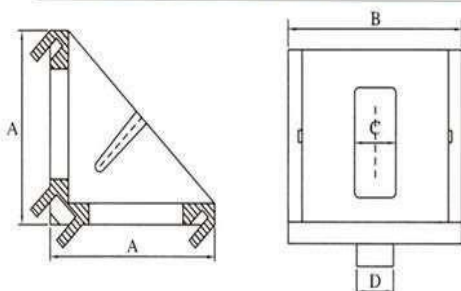


Accessories	QTY	Description
5026	2	M8 * 20mm Drop-In T-Studs
5077	2	Flange Nuts

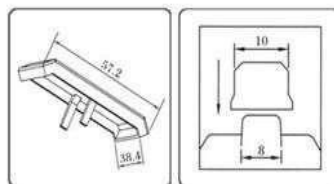
Model	A	B	C	D	E	Weight (kg)	Compatibility code
1011	40	38	8.5	8	4.25	0.045	4040C-8

Corner Bracket

4040E Inside Corner Bracket

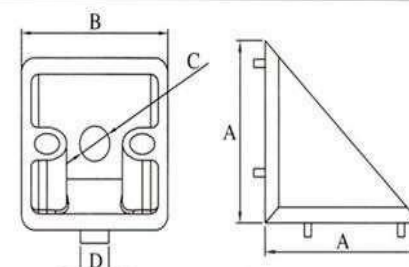
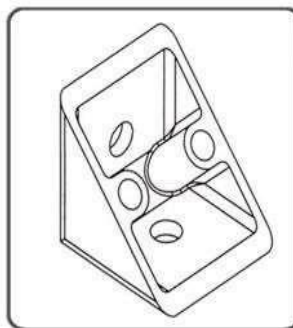


Accessories	QTY	Description
5026	2	M8 * 20mm Drop-In T-Studs
5077	2	Flange nuts
5030	2	M8 * 25mm Drop-In T-Studs
5018	2	Flange nuts

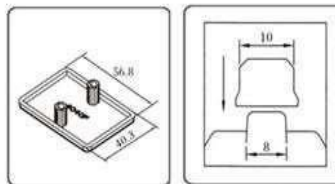


Model	A	B	C	D	Weight (kg)	Compatibility code
1035	36	38	9	8	0.035	4040E- 8
1038	36	38	9	10	0.035	4040E- 10

4040F Inside Corner Bracket



Accessories	QTY	Description
ZJD-5223	2	M8 * 12mm BHSCS
ZJD-5345	2	Econ T-Nuts
ZJD-5104	2	M8 * 20mm BHSCS
ZJD-5014	2	M8 * 20mm Drop-In T-Nuts

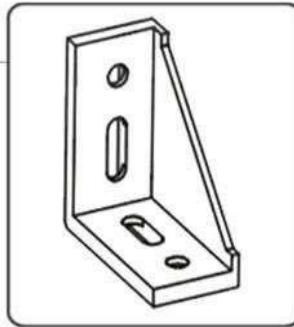
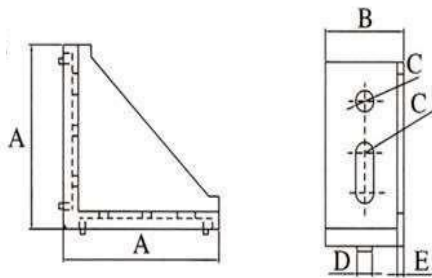


Model	A	B	C	D	Weight (kg)	Compatibility code
1160	40	40	8.3	8	0.041	4040F-8(Al)
1161						4040F-8(Zn)
1162				10	0.042	4040F-10(Al)
1163						4040F-10(Zn)



MEXFRAME

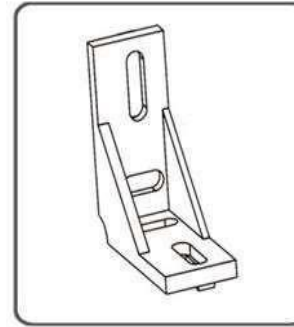
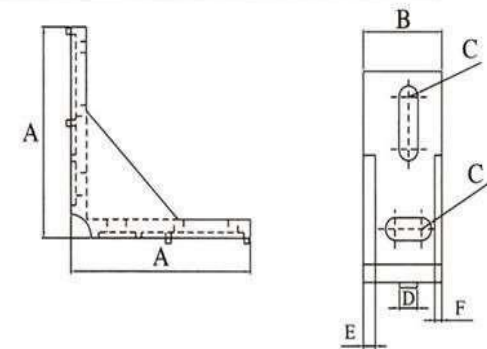
4080A Inside Corner Bracket



Accessories	QTY	Description
5026	4	M8 * 20mm Drop-In T-Studs
5077	4	Flange Nuts

Model	A	B	C	D	E	Weight (kg)	Compatibility code
1012	78	40	8.5	8	3.5	0.095	4080A-8

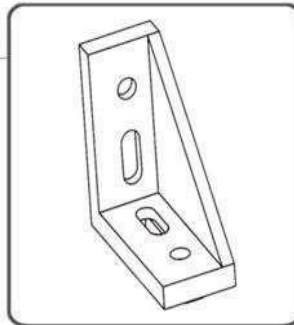
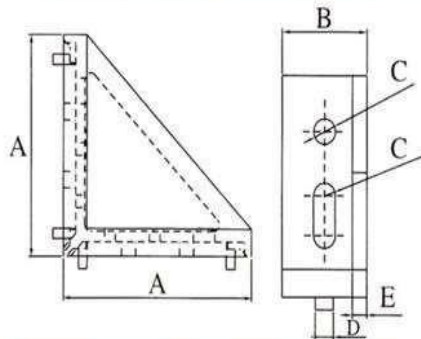
4080B Inside Corner Bracket



Accessories	QTY	Description
5026	4	M8 * 20mm Drop-In T-Studs
5077	4	Flange Nuts

Model	A	B	C	D	E	F	Weight (kg)	Compatibility code
.1013	80	35	9	8	5	3.5	0.087	4080B-8

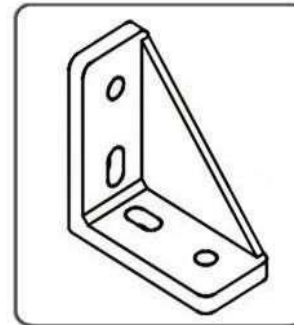
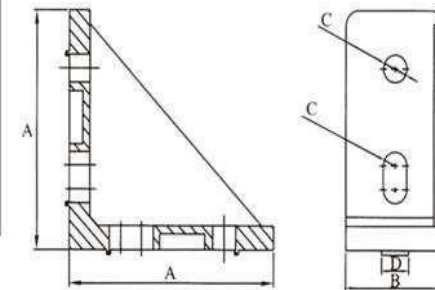
4080C Inside Corner Bracket



Accessories	QTY	Description
5026	4	M8 * 20mm Drop-In T-Studs
5077	4	Flange Nuts

Model	A	B	C	D	E	Weight (kg)	Compatibility code
.1014	80	36	9	8	6	0.142	4080C-8

4080D Inside Corner Bracket



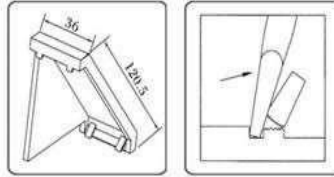
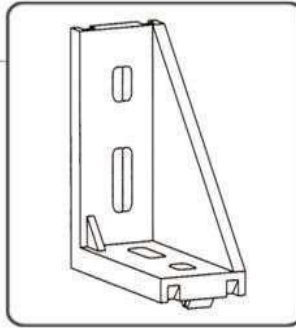
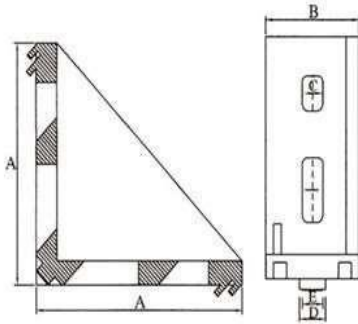
Accessories	QTY	Description
5030	4	M8 * 20mm Drop-In T-Studs
5018	4	M8 * 20mm Drop-In T-Nuts

Model	A	B	C	D	Weight (kg)	Compatibility code
1052	79	38	9	10	0.12	4080D-10



MEXFRAME

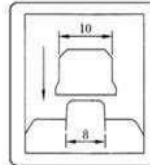
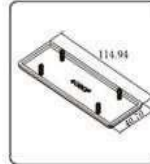
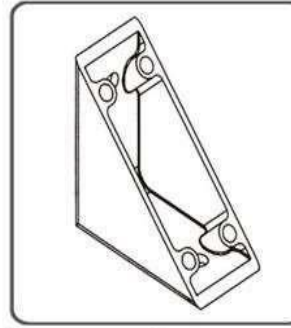
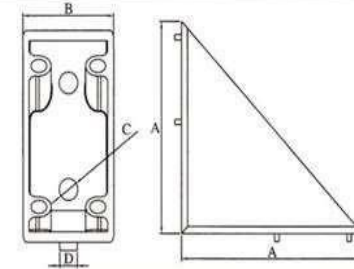
4080E Inside Corner Bracket



Accessories	QTY	Description
5030	4	M8 * 20mm Drop-In T-Studs
5018	4	M8 * 20mm Drop-In T-Nuts
5027	4	M8 * 25mm Drop-In T-Studs
5077	4	Flange Nuts

Model	A	B	C	D	E	Weight (kg)	Compatibility code
1059	79.5	36	8	10	8	0.14	4080E-8/10

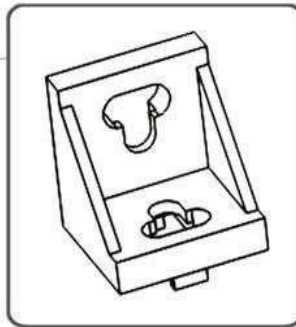
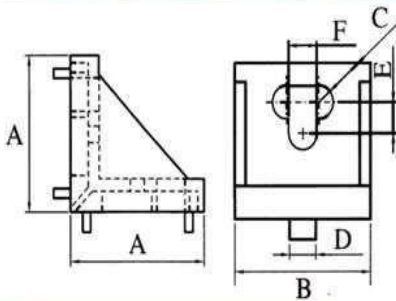
4080F Inside Corner Bracket



Accessories	QTY	Description
5223	4	M8*12 BHSCS
5144	2	Econ T-Nut
5026	4	M8 * 20mm Drop-In T-Studs
5311	4	Drop-In T-Nuts

Model	A	B	C	D	Weight (kg)	Compatibility code
1164	80	40	8.3	8	0.11	4080F-8(Al)
1165						4080F-8(Zn)
1166				10	0.111	4080F-10(Al)
1167	4080F-10(Zn)					

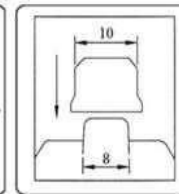
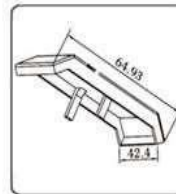
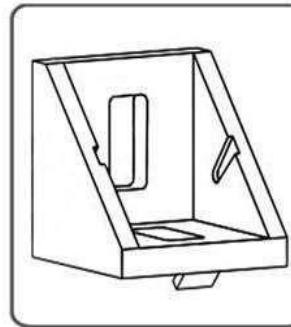
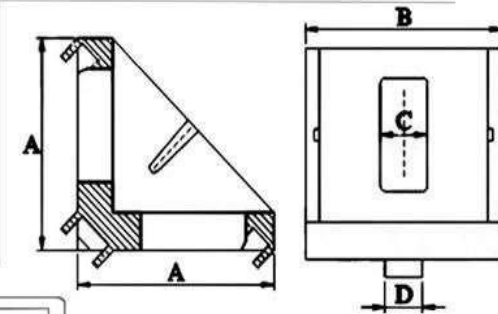
4545A Inside Corner Bracket



Accessories	QTY	Description
5031	2	M8 * 25mm Drop-In T-Studs
5077	2	Flange Nuts
5027	2	M8 * 25mm Drop-In T-Studs
5077	2	Flange Nuts

Model	A	B	C	D	E	F	Weight (kg)	Compatibility code
1030	42	42	9	10	9	10	0.051	4545A-10
1015	42	42	9	8	9	10	0.051	4545B-8

4545E Inside Corner Bracket



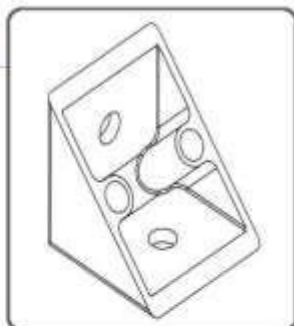
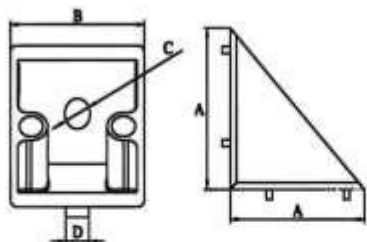
Accessories	QTY	Description
5030	2	M8 * 20mm Drop-In T-Studs
5077	2	Flange Nuts
5026	2	M8 * 20mm Drop-In T-Studs
5077	2	Flange Nuts

Model	A	B	C	D	Weight (kg)	Compatibility code
1039	42	42	10	8	0.05	4545E-8
1036	42	42	10	10	0.052	4545E-10

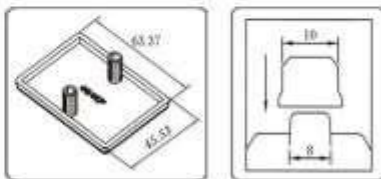


MEXFRAME

4545F Inside Corner Bracket

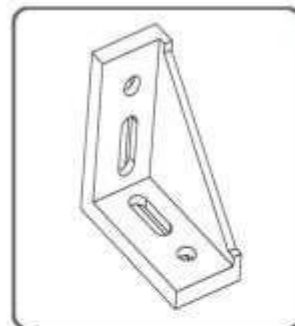
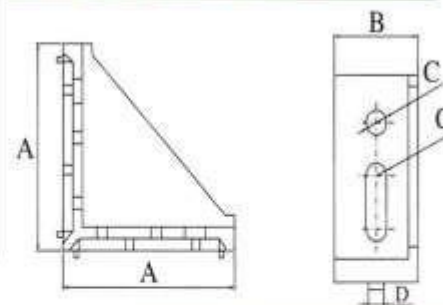


Accessories	QTY	Description
5102	2	M8 * 16mm BHSCS
5061	2	Econ T-Nut
5102	2	M8 * 16mm BHSCS
5311	2	Drop-In T-Nuts



Model	A	B	C	D	Weight (kg)	Compatibility code	
1168				8	0.055	4545F-8(Al)	
1169	45	45	8.3			4545F-8(Zn)	
1170						10	4545F-10(Al)
1171						10	4545F-10(Zn)

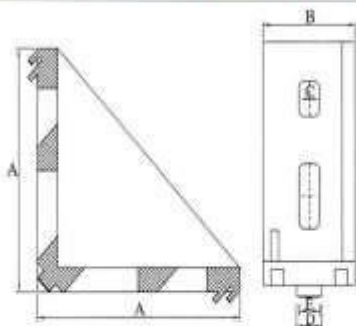
4590A Inside Corner Bracket



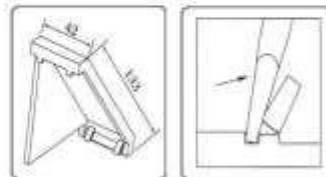
Accessories	QTY	Description
5031	4	M8 * 25mm Drop-In T-Studs
5077	4	Flange Nuts

Model	A	B	C	D	Weight (kg)	Compatibility code
1016	88	42	9	8	0.156	4590A-8

4590E Inside Corner Bracket

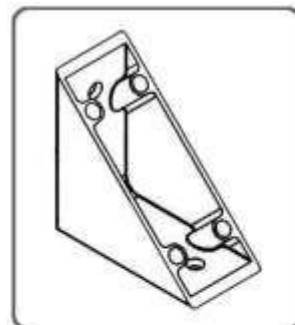
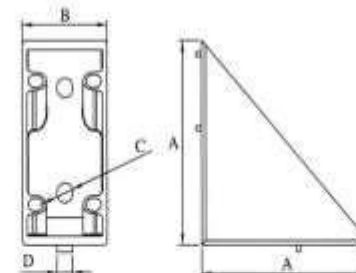


Accessories	QTY	Description
5027	4	M8 * 25mm Drop-In T-Studs
5077	4	Flange Nuts
5031	4	M8 * 25mm Drop-In T-Studs
5077	4	Flange Nuts

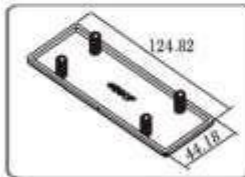


Model	A	B	C	D	E	Weight (kg)	Compatibility code
1063	88	42	10	10	8	0.18	4590E-8/10

4590F Inside Corner Bracket




Accessories	QTY	Description
5102	2	M8 * 16mm BHSCS
5144	2	Econ T-Nut
5102	2	M8 * 16mm BHSCS
5311	2	Drop-In T-Nuts



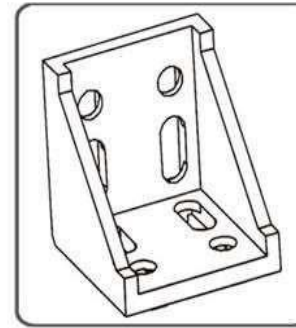
Model	A	B	C	D	Weight (kg)	Compatibility code
1172				8	0.137	4590F-8(Al)
1173	88	45	8.3			4590F-8(Zn)
1174					10	4590F-10(Al)
1175					10	4590F-10(Zn)



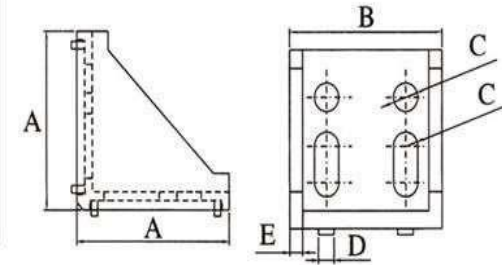
MEXFRAME



8 hole Inside Corner Bracket



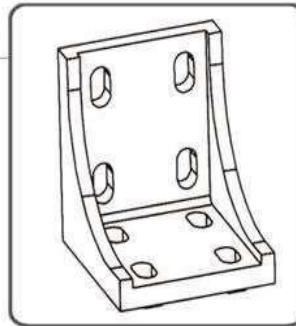
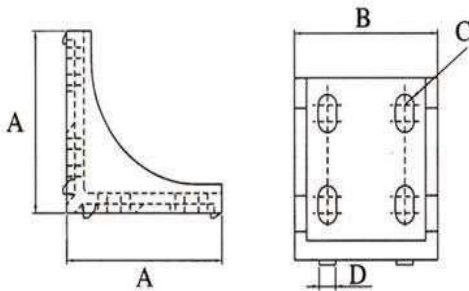
6060A Inside Corner Bracket



Accessories	QTY	Description
5023	8	M6 * 20mm Drop-In T-Studs
5076	8	Flange Nuts
5026	8	M8 * 20mm Drop-In T-Studs
5077	8	Flange Nuts

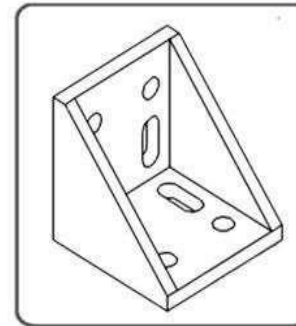
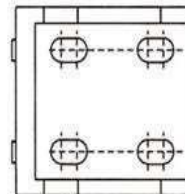
Model	A	B	C	D	E	Weight (kg)	Compatibility code
1031	58	58	6.5	6	3.3	0.09	6060D-6
1017			8.5				6060A-6

6060B Inside Corner Bracket

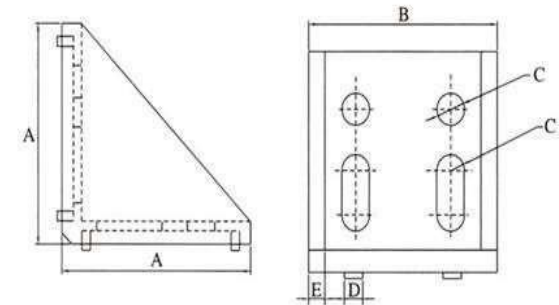


Accessories	QTY	Description
5023	8	M6 * 20mm Drop-In T-Studs
5076	8	Flange Nuts

Model	A	B	C	D	Weight (kg)	Compatibility code
1019	60	55	6.5	6	0.088	6060B-6



6060C Inside Corner Bracket



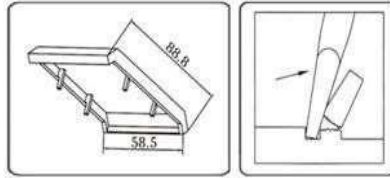
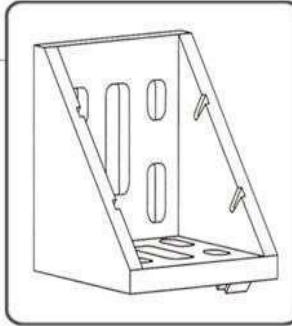
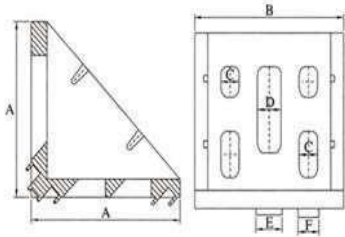
Accessories	QTY	Description
5023	8	M6 * 20mm Drop-In T-Studs
5076	8	Flange Nuts

Model	A	B	C	D	E	Weight (kg)	Compatibility code
1018	58	58	8.5	6	5	0.096	6060C-6



MEXFRAME

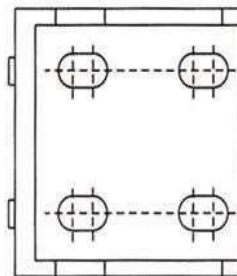
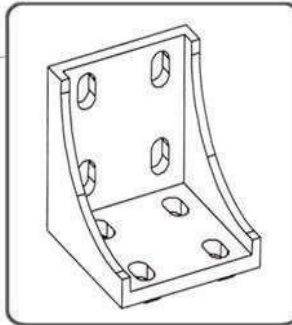
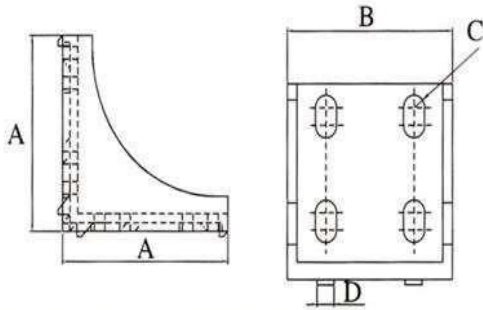
6060E Inside Corner Bracket



Accessories	QTY	Description
5023	8	M6 * 20mm Drop-In T-Studs
5076	8	Flange Nuts
5027	2	M8 * 25mm Drop-In T-Studs
5077	2	Flange Nuts

Model	A	B	C	D	E	F	Weight (kg)	Compatibility code
1067	57	57	7	9	8\10	6\8	0.13	6060E-6/8

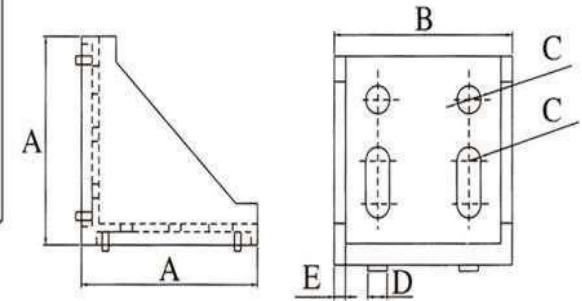
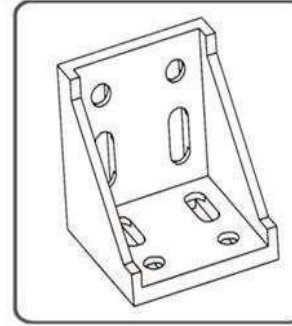
8080B Inside Corner Bracket



Accessories	QTY	Description
5027	8	M8 * 25mm Drop-In T-Studs
5077	8	Flange Nuts

Model	A	B	C	D	Weight (kg)	Compatibility code
1022	75	75	9	8	0.125	8080B-8

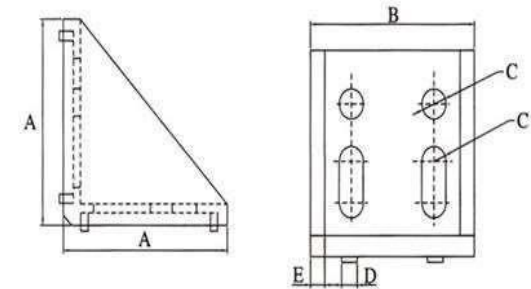
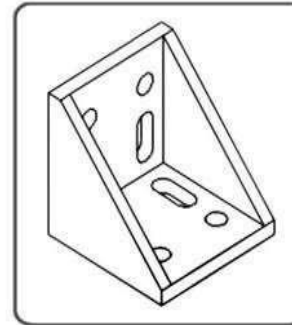
8080A Inside Corner Bracket



Accessories	QTY	Description
5027	8	M8 * 25mm Drop-In T-Studs
5077	8	Flange Nuts

Model	A	B	C	D	E	Weight (kg)	Compatibility code
1020	78	78	9	8	3.3	0.184	8080A-8

8080C Inside Corner Bracket



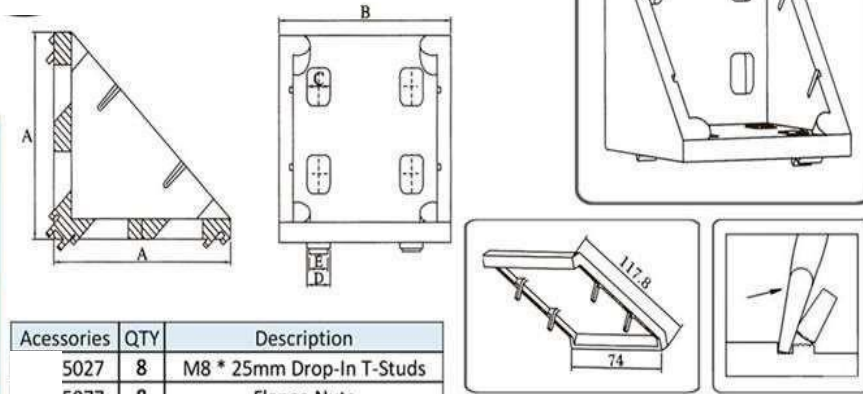
Accessories	QTY	Description
5027	8	M8 * 25mm Drop-In T-Studs
5077	8	Flange Nuts

Model	A	B	C	D	E	Weight (kg)	Compatibility code
1021	78	78	9	8	5	0.2	8080C-8



MEXFRAME

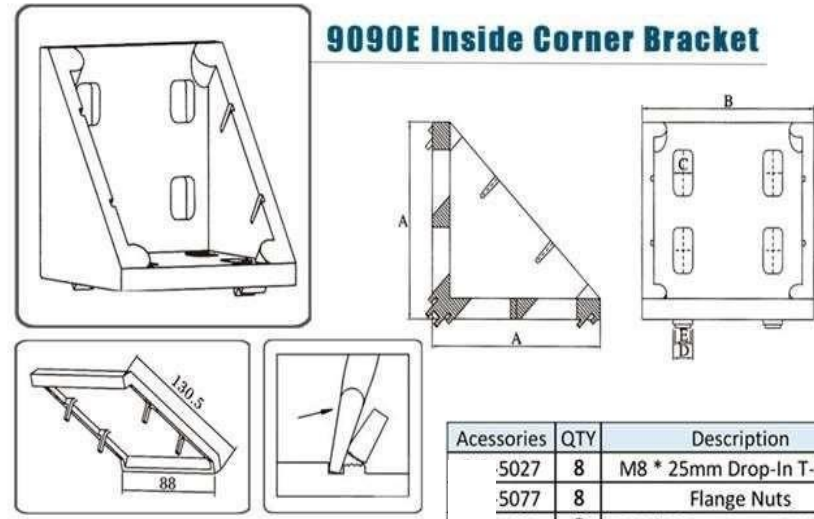
8080E Inside Corner Bracket



Accessories	QTY	Description
5027	8	M8 * 25mm Drop-In T-Studs
5077	8	Flange Nuts
5031	8	M8 * 25mm Drop-In T-Studs
5077	8	Flange Nuts

Model	A	B	C	D	E	Weight (kg)	Compatibility code
1071	76	74	10	10	8	0.254	8080E-8/10

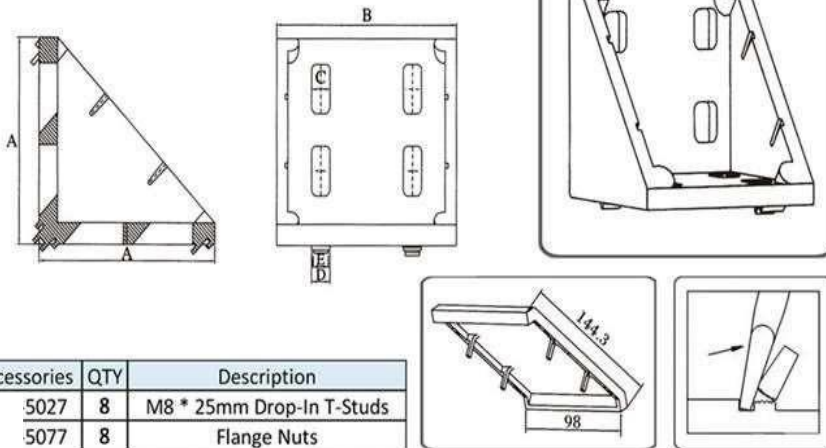
9090E Inside Corner Bracket



Accessories	QTY	Description
5027	8	M8 * 25mm Drop-In T-Studs
5077	8	Flange Nuts
5031	8	M8 * 25mm Drop-In T-Studs
5077	8	Flange Nuts

Model	A	B	C	D	E	Weight(kg)	Compatibility code
1075	86	88	10	10	8	0.37	9090E-8/10

100100E Inside Corner Bracket



Accessories	QTY	Description
5027	8	M8 * 25mm Drop-In T-Studs
5077	8	Flange Nuts
5031	8	M8 * 25mm Drop-In T-Studs
5077	8	Flange Nuts

Model	A	B	C	D	E	Weight (kg)	Compatibility code
-1079	96	98	10	10	8	0.5	100100E-8/10



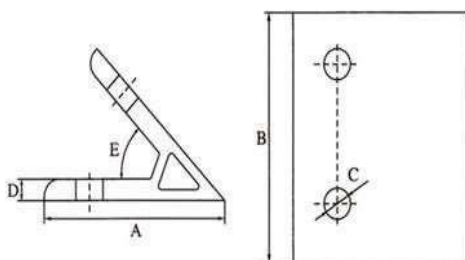


MEXFRAME



Joints & Connections

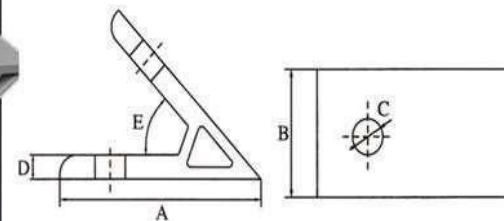

4 Hole 45 Degree Angle Bracket



Model	A	B	C	D	E	Weight (kg)	Compatibility code
-6141	60	52	6.5	6	45°	0.078	3060
-6142	60	72	9	6	45°	0.107	4080
-6168	60	82	9	6	45°	0.13	4590

Accessories	QTY	Description
5099 & ZJD-5135	4	M6 * 12mm BHSCS & Econ T-Nut
5102 & ZJD-5142	4	M8 * 16mm BHSCS & Econ T-Nut

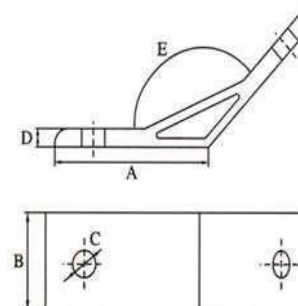

2 Hole 45 Degree Angle Bracket



Model	A	B	C	D	E	Weight (kg)	Compatibility code
-6139	60	22	6.5	6	45°	0.033	30
-6140	60	32	9	6	45°	0.047	40
-6167	60	42	9	6	45°	0.061	45

Accessories	QTY	Description
5099 & ZJD-5135	2	M6 * 12mm BHSCS & Econ T-Nut
5102 & ZJD-5142	2	M8 * 16mm BHSCS & Econ T-Nut

2 Hole 135 Degree Angle Bracket




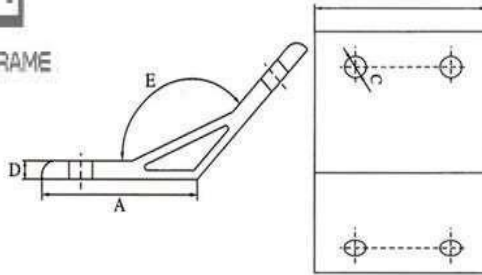
Model	A	B	C	D	E	Weight (kg)	Compatibility code
-6143	60	22	6.5	6	135°	0.039	30
-6144	60	32	9	6	135°	0.057	40
-6169	60	42	9	6	135°	0.066	45

Accessories	QTY	Description
5099 & ZJD-5135	2	M6 * 12mm BHSCS & Econ T-Nut
5102 & ZJD-5142	2	M8 * 16mm BHSCS & Econ T-Nut



MEXFRAME

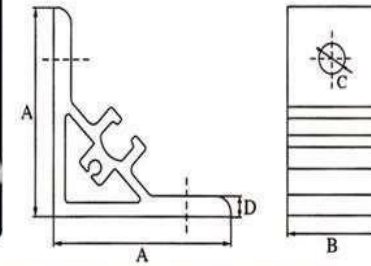

4 Hole 135 Degree Angle Bracket



Model	A	B	C	D	E	Weight (kg)	Compatibility code
6145	60	52	6.5	6	135°	0.093	3060
6146	60	72	9	6	135°	0.128	4080
6170	60	82	9	6	135°	0.163	4590

Accessories	QTY	Description
5099 & ZJD-5135	4	M6 * 12mm BHSCS & Econ T-Nut
5102 & ZJD-5142	4	M8 * 16mm BHSCS & Econ T-Nut


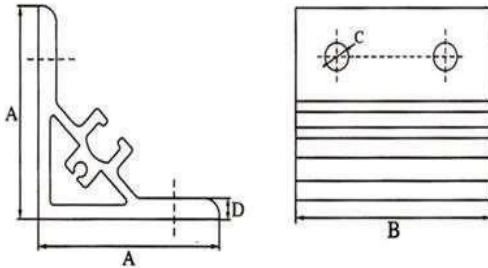
2 Hole 90 Degree Angle Bracket



Model	A	B	C	D	Weight (kg)	Compatibility code
6147	60	22	6.5	6	0.039	30B
6148	60	32	9	6	0.058	40B
6207	60	37	9	6	0.075	45B

Accessories	QTY	Description
5100 & ZJD-5135	2	M6 * 16mm BHSCS & Econ T-Nut
5104 & ZJD-5142	2	M8 * 20mm BHSCS & Econ T-Nut

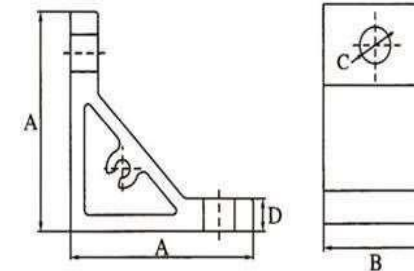

4 Hole 90 Degree Angle Bracket



Model	A	B	C	D	Weight (kg)	Compatibility code
6149	60	52	6.5	6	0.098	3060B
6150	60	72	9	6	0.137	4080B

Accessories	QTY	Description
5100 & ZJD-5135	4	M6 * 16mm BHSCS & Econ T-Nut
5104 & ZJD-5142	4	M8 * 20mm BHSCS & Econ T-Nut

2 Hole 90 Degree Angle Bracket




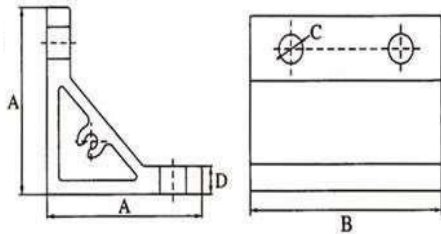
Model	A	B	C	D	Weight (kg)	Compatibility code
6151	53	22	6.5	8	0.05	30A
6152	53	32	9	8	0.07	40A
6208	53	42	9	8	0.09	45A

Accessories	QTY	Description
5100 & ZJD-5135	2	M6 * 16mm BHSCS & Econ T-Nut
5104 & ZJD-5142	2	M8 * 20mm BHSCS & Econ T-Nut



MEXFRAME

4 Hole 90 Degree Angle Bracket


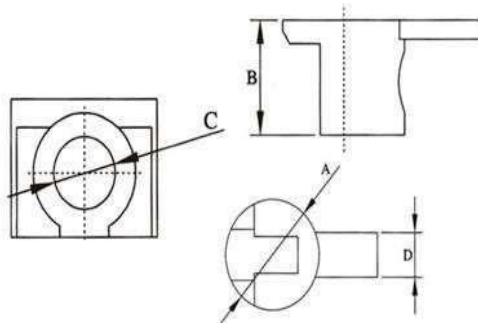


Model	A	B	C	D	Weight (kg)	Compatibility code
6153	53	52	6.5	8	0.11	3060A
6154	53	72	9	8	0.15	4080A
6296	78	72	9	8	0.24	8080A

Accessories	QTY	Description
-5100 & ZJD-5135	4	M6 * 16mm BHSCS & Econ T-Nut
-5104 & ZJD-5142	4	M8 * 20mm BHSCS & Econ T-Nut

Angle Bracket

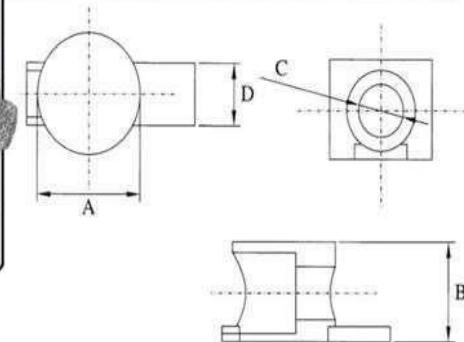
Standard Anchor Fastener



Model	A	B	C	D	Weight (kg)	Compatibility code
-2026	15	12	6.3	6	0.006	30B-6

Accessories	QTY	Description
-5109 & ZJD-5138	1	M6 * 20mm SHCS & Econ T-Nut

Standard Anchor Fastener



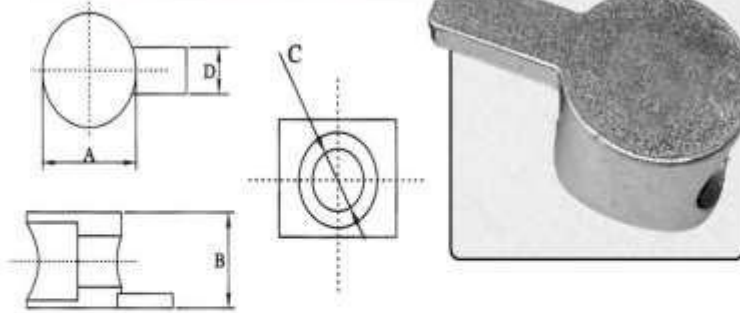
Model	A	B	C	D	Weight (kg)	Compatibility code
2003	19.5	16	8.5	10	0.0195	45-10

Accessories	QTY	Description
-5111 & ZJD-5142	1	M8 * 25mm SHCS & Econ T-Nut



MEXFRAME

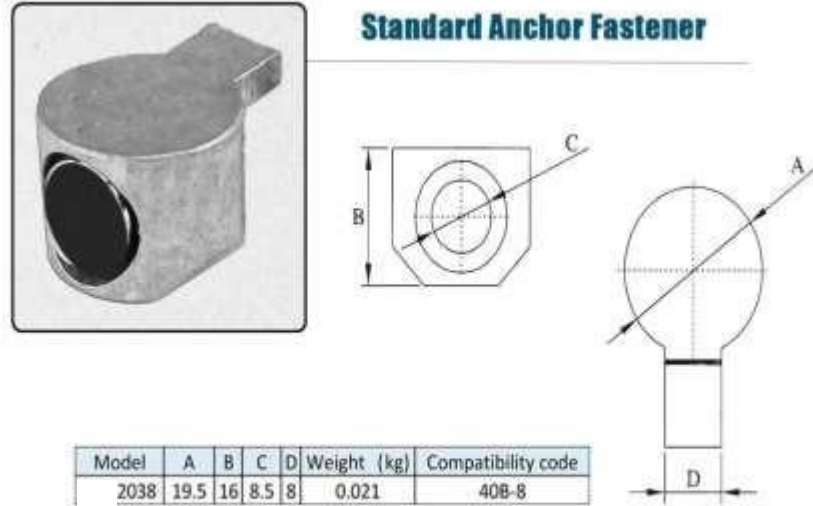
Standard Anchor Fastener



Accessories	QTY	Description
5109 & ZJD-5138	1	M6 * 20mm SHCS & Econ T-Nut
5111 & ZJD-5142	1	M8 * 25mm SHCS & Econ T-Nut

Model	A	B	C	D	Weight (kg)	Compatibility code
2074	12	8.5	4.5	5	0.004	20A-5
2001	15	12	7	6	0.008	30A-6
2002	19.5	16	8.5	8	0.018	40A-8

Standard Anchor Fastener



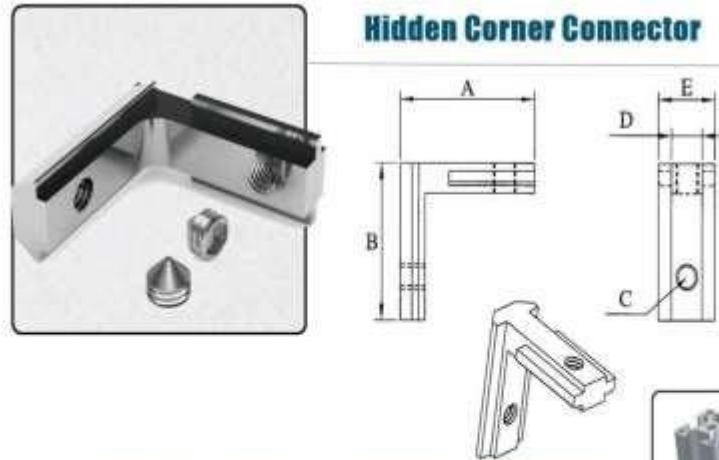
Model	A	B	C	D	Weight (kg)	Compatibility code
2038	19.5	16	8.5	8	0.021	40B-8

Accessories	QTY	Description
5111 & ZJD-5142	1	M8 * 25mm SHCS & Econ T-Nut



Standard Anchor Fastener

Hidden Corner Connector



Model	A	B	C	D	E	Weight (kg)	Compatibility code
2004	26	25	M5	5.8	10	0.011	OB20-6

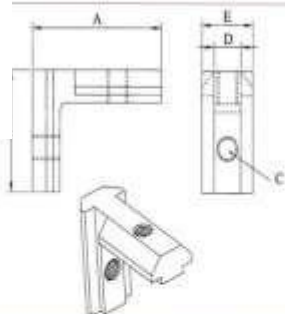
Accessories	QTY	Description
5078	2	M5 * 8 mm Threaded Insert





MEXFRAME

Hidden Corner Connector

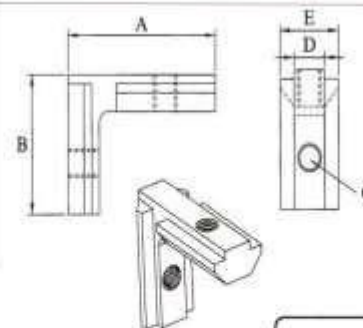


Model	A	B	C	D	E	Weight (kg)	Compatibility code
2029	38	31	M6	7.8	15	0.031	OB30CL-8
2031	38	31	M6	7.8	15	0.031	OB40CL-8
2033	38	31	M8	9.8	19	0.042	OB45CL-10

Accessories	QTY	Description
5079	2	M6 * 8 mm Threaded Insert
5081	2	M8 * 10 mm Threaded Insert



Hidden Corner Connector

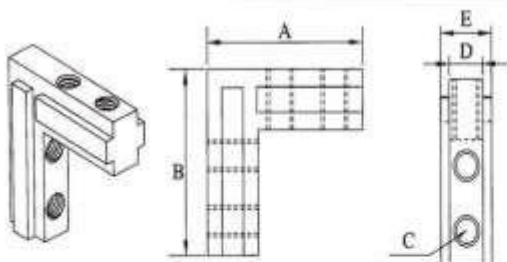


Model	A	B	C	D	E	Weight (kg)	Compatibility code
2030	38	31	M6	8	15	0.031	OB30CE-8
2032	38	31	M6	8	15	0.031	OB40CE-8
2034	38	31	M8	10	19	0.042	OB45CE-10

Accessories	QTY	Description
5079	2	M6 * 8 mm Threaded Insert
5081	2	M8 * 10 mm Threaded Insert



Hidden Corner Connector

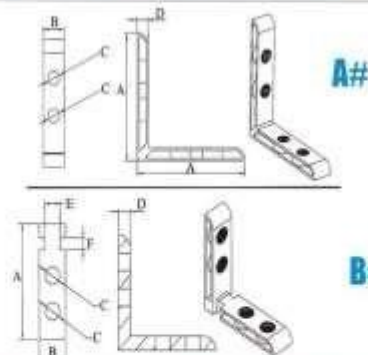


Model	A	B	C	D	E	Weight (kg)	Compatibility code
2011	30	30	M5	6	10	0.019	GB30B-6
2012	40	44	M6	8	13	0.043	GB40B-8

Accessories	QTY	Description
5078	4	M5 * 8 mm Threaded Insert
5080	4	M6 * 10 mm Threaded Insert

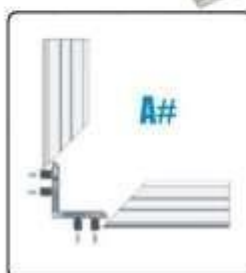


Hidden Corner Connector



Model	A	B	C	D	E	F	Weight (kg)	Compatibility code
2041	50	9.5	M6	5	/	/	0.018	30D-6
2042	48.6	13	M8	6	7.5	5	0.027	40D-8

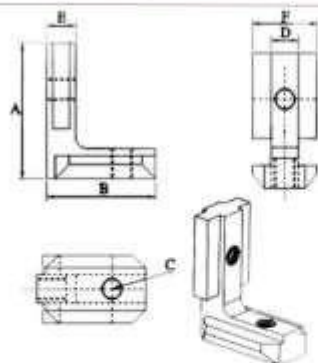
Accessories	QTY	Description
5079	4	M6 * 8 mm Threaded Insert
5081	4	M8 * 10 mm Threaded Insert





MEXFRAME

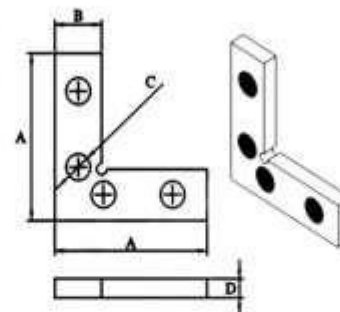
Hidden Corner Connector



Model	A	B	C	D	E	F	Weight(kg)	Compatibility code
2053	37	31	M6	8	7.5	14.5	0.03	30F-8
2054	38	32	M6	8	8.5	19	0.042	40F-8
2055	37.5	31	M8	10	7	17	0.034	45F-10


Accessories	QTY	Description
5079	2	M6 * 8 mm Threaded Insert
5080	2	M6 * 10 mm Threaded Insert
5081	2	M8 * 10 mm Threaded Insert

Hidden Corner Connector



Model	A	B	C	D	Weight (kg)	Compatibility code
2057	40	10	M5	4	0.018	30G
2058	44	13.5	M8	5	0.031	40G

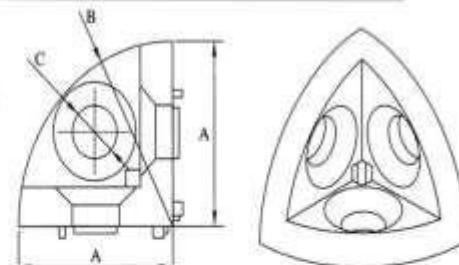
Accessories	QTY	Description
5078	4	M5 * 8mm Treaded Insert
5081	4	M8 * 10mm Treaded Insert



LULGE Bracket



3 Way-Rounded Corner Connector



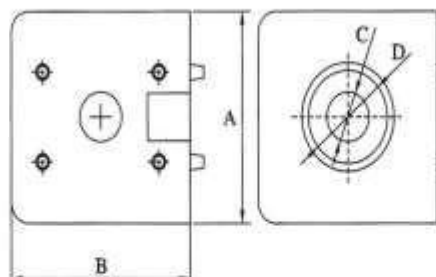
Model	A	B	C	Weight (kg)	Compatibility code
2077	18.5	R20	6	0.013	20R
2013	28.5	R30	9	0.046	30R
2014	38.5	R40	9	0.11	40R
2015	43.5	R45	12.5	0.126	45R

Accessories	QTY	Description
5156	3	M6 * 20 mm FHSCS
5090	3	M8 * 20 mm FHSCS
5091	3	M8 * 25 mm FHSCS
5092	3	M12 * 25 mm FHSCS



MEXFRAME

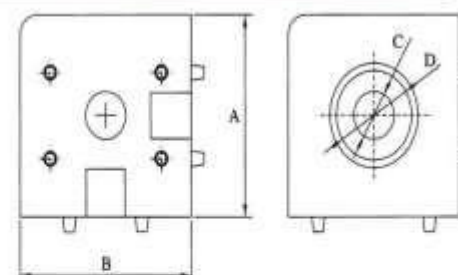
2-Way Corner Connector



Model	A	B	C	D	Weight (kg)	Compatibility code
2068	30	30	9.5	17.5	0.039	30A
2070	40	40	9.5	17.5	0.126	40A
2072	45	45	12.5	17.5	0.165	45A

Accessories	QTY	Description
5090	2	M8 * 20 mm FHSCS
5091	2	M8 * 25 mm FHSCS
5093	2	M12 * 30 mm FHSCS

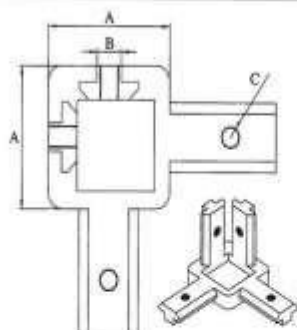
3-Way Corner Connector



Model	A	B	C	D	Weight (kg)	Compatibility code
2069	30	30	9.5	17.5	0.035	30B
2071	40	40	9.5	17.5	0.114	40B
2073	45	45	12.5	17.5	0.143	45B

Accessories	QTY	Description
5090	3	M8 * 20 mm FHSCS
5091	3	M8 * 25 mm FHSCS
5093	3	M12 * 30 mm FHSCS

Concealed 3-Way Corner Connector



Model	A	B	C	Weight(kg)	Compatibility code
2065	20	6	M4	0.025	20L
2066	30	8	M6	0.073	30L
2067	40	8	M6	0.174	40L

Accessories	QTY	Description
5296	4	M4 * 5mm Treaded Insert
5079	4	M6 * 8mm Treaded Insert
5081	4	M8 * 10mm Treaded Insert




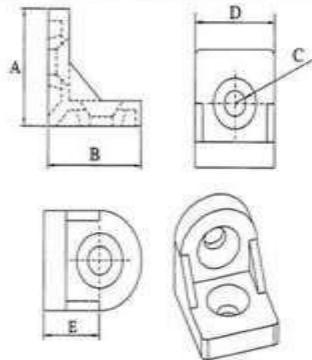
Corner Connector





MEXFRAME

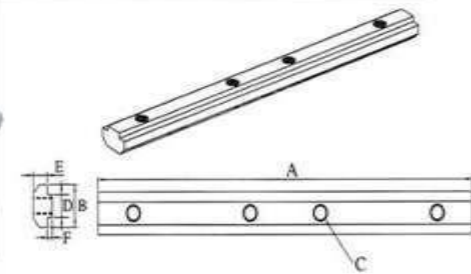
Economy Angle Clamp Block



Model	A	B	C	D	E	Weight(kg)	Compatibility code
2046	30	30	∅6.5	30	15	0.025	30
2016	37	35	∅8.5	30	20	0.028	40
2017	43	43	∅8.5	38	22.5	0.046	45

Accessories	QTY	Description
5088 & ZJD-5135	2	M6 * 16mm FHCSC & Econ T-Nut
5090 & ZJD-5142	2	M8 * 20mm FHCSC & Econ T-Nut

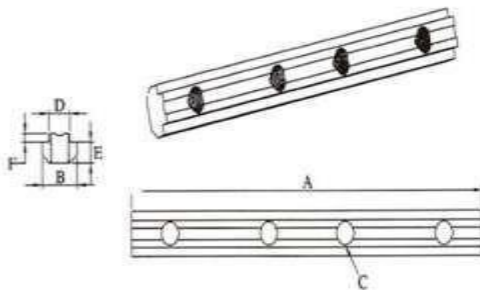
Four Anchor Slide-In T-Nut



Model	A	B	C	D	E	F	Weight (kg)	Compatibility code
2063	100	9.7	5	5.9	4	1	0.026	20B-6
2027	160	15	6	8	4	2	0.09	30B-8
2028	180	19.5	6	8	6.4	3	0.182	40B-8
2020	180	19.5	8	10	5.5	5	0.187	45B-10

Accessories	QTY	Description
5078	4	M5 * 8 mm Threaded Insert
5079	4	M6 * 8 mm Threaded Insert
5080	4	M6 * 10 mm Threaded Insert
5081	4	M8 * 10 mm Threaded Insert


Four Anchor Slide-In T-Nut



Model	A	B	C	D	E	F	Weight (kg)	Compatibility code
2043	110	10	5	6	5	2	0.044	GB30C-6
2044	140	13.5	6	8	6.5	3	0.104	GB40C-8

Accessories	QTY	Description
5078	4	M5 * 8 mm Threaded Insert
5080	4	M6 * 10 mm Threaded Insert


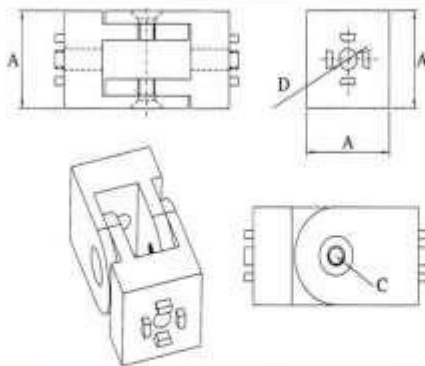
Four Anchor Slide-In T-Nut





MEXFRAME

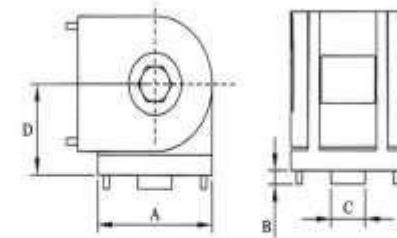
Pivot Joint



Model	A	C	D	Weight (kg)	Compatibility code
2021	30	6	7	0.101	30A
2022	40	8	9	0.266	40A

Accessories	QTY	Description
5088	2	M6 * 16mm FHSC
5090	2	M8 * 20mm FHSC

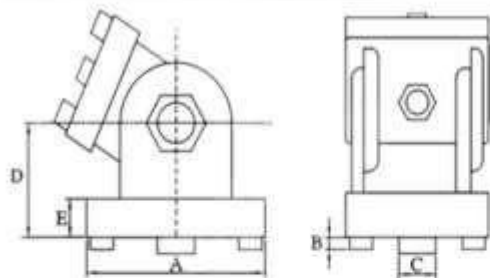
Pivot Joint



Model	A	B	C	D	Weight (kg)	Compatibility code
2056	20	2	6	13.5	0.04	20B

Accessories	QTY	Description
-5254	1	M5 * 20 mm FHSCS

Pivot Joint



Model	A	B	C	D	Weight (kg)	Compatibility code
2023	30	2	7.5	24	0.178	30B
2024	40	2	7.5	29	0.28	40B
2051	45	2	9.5	33	0.36	45B

Accessories	QTY	Description
5157	1	M6 * 30 mm FHSCS
5158	1	M8 * 40 mm FHSCS
5233	1	M8 * 45 mm FHSCS

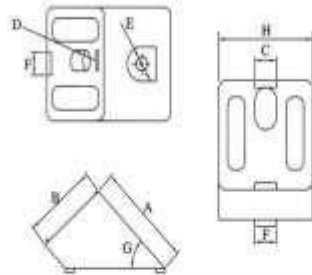
Pivot Joint





MEXFRAME

Support Connector

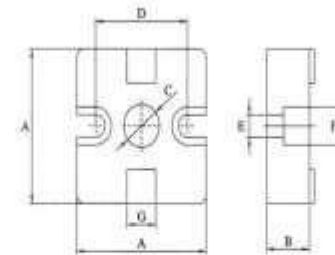



Model	A	B	C	D	E	F	G	H	Weight(kg)	Compatibility code
2025	50	40	7.8	8.5	8.5	7.8	45	40	0.085	40-8

Accessories	QTY	Description
-5102 & ZJD-5142	1	M8 * 16mm BHSCS & Econ T-Nut



Plate Connector

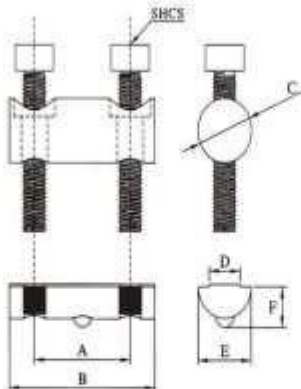


Model	A	B	C	D	E	F	G	Weight(kg)	Compatibility code
2064	45	15	12.5	32	6.5	11	10	0.069	45A

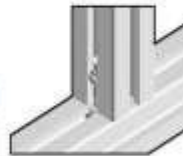
Accessories	QTY	Description
5217	1	M12 * 30mm BHSCS
-5102 & 5142	2	M8 * 16mm BHSCS & Econ T-Nuts



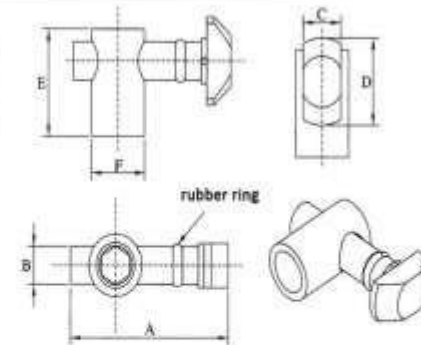
Bolt Connector



Model	A	B	C	D	E	F	SHCS	Weight(kg)	Compatibility code
5326	18	30	12	8	13	7.8	M5*25	0.045	30T
5327	25	40	14	8	13.8	8.8	M6*35	0.07	40T
5328	32	45	14	10	16	9.8	M8*45	0.09	45T



Central Connector

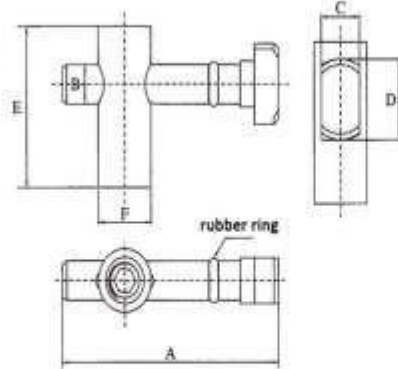


Model	A	B	C	D	E	F	Weight(kg)	Compatibility code
5211	32.8	6.7	7.8	16	18	11	0.019	OB-P8-0°
5212	32.8	6.7	7.8	16	18	11	0.019	OB-P8-90°
5213	45	9.5	9.8	19	28	17	0.057	OB-P10-0°
5214	45	9.5	9.8	19	28	17	0.057	OB-P10-90°

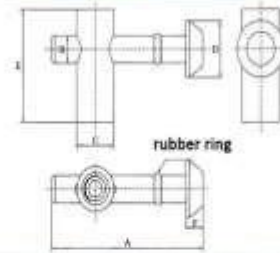


MEXFRAME

Central Connector

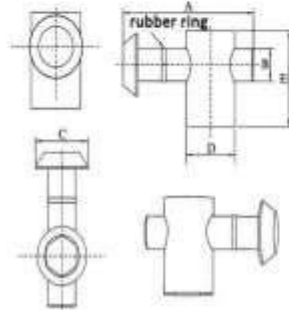


Central Connector



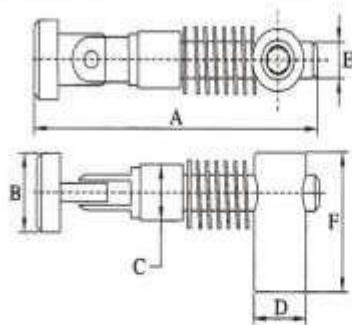
Model	A	B	C	D	E	F	Weight(kg)	Compatibility code
5312	32.8	∅5	6	10.5	16.5	∅11	0.01	GB-P6-0°
5313	32.8	∅5	6	10.5	16.5	∅11	0.01	GB-P6-90°
5314	45	∅6.8	8	14	28	∅11	0.03	GB-P8-0°
5315	45	∅6.8	8	14	28	∅11	0.03	GB-P8-90°

Model	A	B	C	D	E	F	Weight(kg)	Compatibility code
5316	32.8	5	8	10.5	16.5	5	0.01	GB-GP6(slot 6)
5317	45	6.8	11	14	28	5	0.032	GB-GP8(slot 8)



Model	A	B	C	D	E	Weight(kg)	Compatibility code
5215	33	6.7	∅16	∅11	18.5	0.021	OB-GP8
5216	45	9.5	∅19	∅17	28	0.059	OB-GP10

Angle Profile Connector



Model	A	B	C	D	E	F	Weight(kg)	Compatibility code
5121	40.5	9.8	5.8	6.8	4.4	15	0.01	20-0°
5354	40.5	9.8	5.8	6.8	4.4	15	0.01	20-90°
5122	59	13.8	9.8	9.8	6	20	0.032	30-0°
5355	59	13.8	9.8	9.8	6	20	0.032	30-90°
5123	59	15.8	9.8	10.8	6.4	25	0.038	40-0°
5356	59	15.8	9.8	10.8	6.4	25	0.038	40-90°
5124	59	17.8	9.8	13.8	7.6	29	0.054	45-0°
5357	59	17.8	9.8	13.8	7.6	29	0.054	45-90°

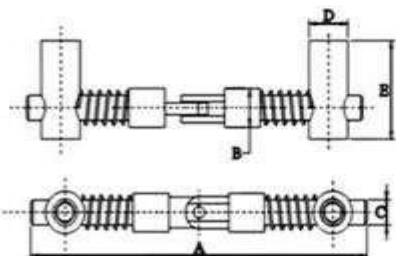


Central Connector



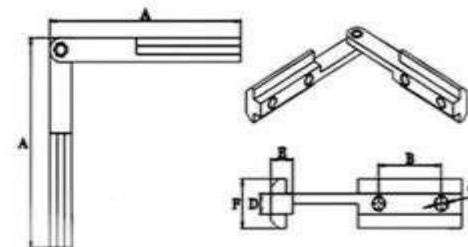
MEXFRAME

Center Adjustable Angle Connector



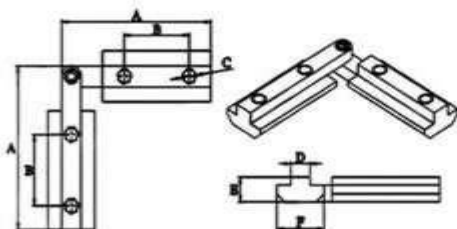
Model	A	B	C	D	E	Weight(kg)	Compatibility code
5329	65	5.8	4.4	6.8	15	0.015	20-0°
5219	65	5.8	4.4	6.8	15	0.015	20-90°
5330	95	9.8	6	9.8	20	0.048	30-0°
5220	95	9.8	6	9.8	20	0.048	30-90°
5331	95	9.8	6.4	10.8	25	0.059	40-0°
5221	95	9.8	6.4	10.8	25	0.059	40-90°
5332	95	9.8	7.6	13.8	29	0.088	45-0°
5222	95	9.8	7.6	13.8	29	0.088	45-90°

Simple Any Angle Connector



Model	A	B	C	D	E	F	Weight(kg)	Compatibility code
5346	62	27	M5	5.8	4.4	9.4	0.024	20A
5348	74	27	M6	8	5.8	15.7	0.054	30A
5350	82.5	27	M6	8	9.5	19.5	0.095	40A
5352	82.5	27	M8	10	10.5	19.5	0.094	45A

Simple Any Angle Connector



Model	A	B	C	D	E	F	Weight(kg)	Compatibility code
5347	74	27	M5	5.8	4.4	9.4	0.026	20B
5349	80	27	M6	8	5.8	15.7	0.055	30B
5351	62	27	M6	8	9.5	19.5	0.109	40B
5353	62	27	M8	10	10.5	19.5	0.108	45B




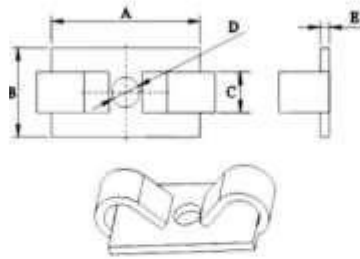
Adjustable Angle Connector





MEXFRAME

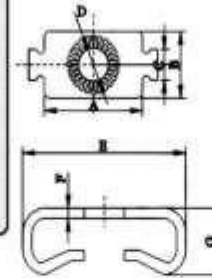
Standard End Fasteners



Accessories	QTY	Description
5100	1	M6 * 16mm BHSCS
5104	1	M8 * 20mm BHSCS
5105	1	M8 * 25mm BHSCS


Model	A	B	C	D	E	Weight(kg)	Compatibility code
5187	17	10	5	6.5	1	0.002	20A
5082	23	15.5	8	8	1.5	0.006	30A
5083	32	17.5	8	8	2	0.01	40A

Standard End Fasteners



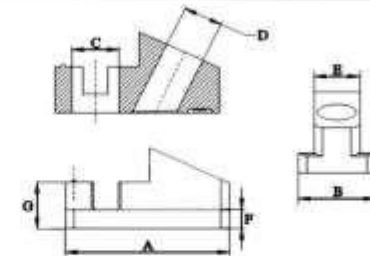
Accessories	QTY	Description
5097	1	M5 * 16mm BHSCS
5101	1	M6 * 20mm BHSCS
5105	1	M8 * 25mm BHSCS
5217	1	M12 * 30mm BHSCS
5097	1	M5 * 16mm BHSCS
5101	1	M6 * 20mm BHSCS
5105	1	M8 * 25mm BHSCS

Model	A	B	C	D	E	F	G	Weight(kg)	Compatibility code
5118	16.5	10	5	5.5	19.3	1	4.6	0.003	20B
5119	21	13	6	6.5	28.7	2	7.6	0.006	30B
5120	27.7	17	7.7	9	35	2	10	0.01	40B
5125	30	21	10	12.5	40.5	2	12	0.015	45B
5126	17	8	4.2	5.2	20	1	4.8	0.002	20C
5127	21	10	6	6.2	29	2	7	0.005	30C
5128	27	13.8	8	8.5	33.9	2	8.8	0.009	40C



Standard Fasteners

Fixed Inside Fastener



Model	A	B	C	D	E	F	SHCS	Weight(kg)	Compatibility code
2045	28	13.4	8.2	M8	8	4	8.5	0.012	40-8
2052	29	18	8.2	M8	10	4	8.5	0.017	45(Ø8)-10

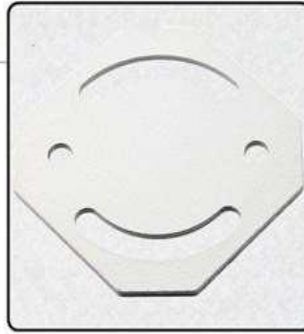
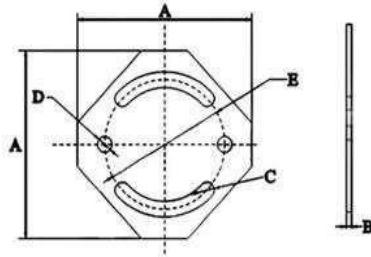
Accessories	QTY	Description
5090&5224	1	M8 * 20mm FHSCS & Threaded Insert





MEXFRAME

Flat Steering Connecting Plate

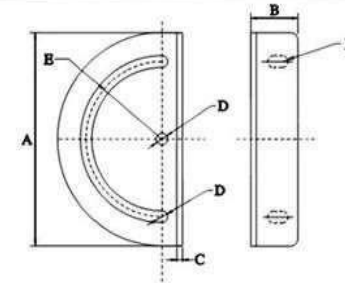



Model	A	B	C	D	E	Weight(kg)	Compatibility code
2047	86	3	6.3	6.3	60	0.88	30A
2048	96	3	8.1	8.1	66	0.11	40A

Accessories	QTY	Description
5098&5138	4	M6 * 10mm BHSCS & Econ T-nut
5223&5142	4	M8 * 12mm BHSCS & Econ T-nut



Steering Connecting Plate


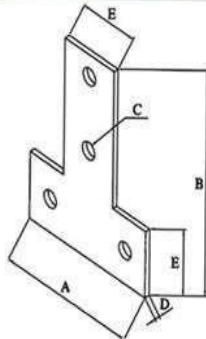


Model	A	B	C	D	E	Weight(kg)	Compatibility code
2049	110	25	3	6.1	80	0.14	30A
2050	130	31	3	8.1	100	0.204	40A

Accessories	QTY	Description
5098&5138	4	M6 * 10mm BHSCS & Econ T-nut
5223&5142	4	M8 * 12mm BHSCS & Econ T-nut



4 Hole Tee Joining Plate

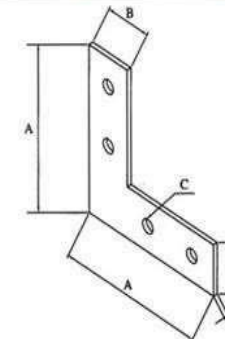



Accessories	QTY	Description
5360 & 5271	4	M6*6 BHSCS & Slide-in T-nut
5098 & 5343	4	M6*10 BHSCS & Econ T-nut
5223 & 5344	4	M8*12 BHSCS & Econ T-nut
5102 & 5336	4	M8*16 BHSCS & Slide-in T-nut
5102 & 5336	4	M8*16 BHSCS & Slide-in T-nut

Model	A	B	C	D	E	Weight(kg)	Compatibility code
2084	60	60	Ø7	2.5	18	0.032	20B
2059	85	85	Ø7	2.5	26	0.07	30B
2060	85	110	Ø9	3	36	0.107	40B
2085	100	137	Ø9	3	42	0.18	45B
2086	110	146	Ø9	3	46	0.216	50B




4 Hole 90 Degree Joining Plate




Accessories	QTY	Description
5360 & 5271	4	M6*6 BHSCS & Slide-in T-nut
5098 & 5343	4	M6*10 BHSCS & Econ T-nut
5223 & 5344	4	M8*12 BHSCS & Econ T-nut
5102 & 5336	4	M8*16 BHSCS & Slide-in T-nut
5102 & 5336	4	M8*16 BHSCS & Slide-in T-nut

Model	A	B	C	D	E	Weight(kg)	Compatibility code
2075	60	18	Ø7	2.5	18	0.032	20B
2061	85	26	Ø7	2.5	26	0.07	30B
2062	110	36	Ø9	3	36	0.125	40B
2076	126	42	Ø9	3	42	0.194	45B
2078	136	46	Ø9	3	46	0.232	50B



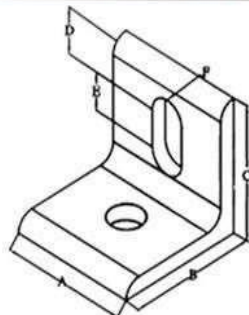


MEXFRAME



Inside Corner Bracket

2 Hole Slotted Inside Corner Bracket

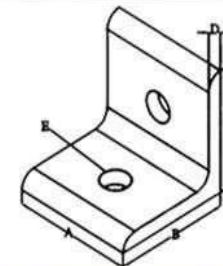


Model	A	B	C	D	E	F	Weight (kg)	Compatibility code
6174	22	25	25	8.5	4	6.3	0.015	25
6004	26	30	30	8.5	5	6.3	0.017	30
6005	36	40	40	12	12.2	8.3	0.048	40

Accessories	QTY	Description
5098 & ZJD-5226	2	M6 * 10mm BHSCS & Econ T-Nut
5098 & ZJD-5135	2	M6 * 10mm BHSCS & Econ T-Nut
5102 & ZJD-5142	2	M8 * 16mm BHSCS & Econ T-Nut



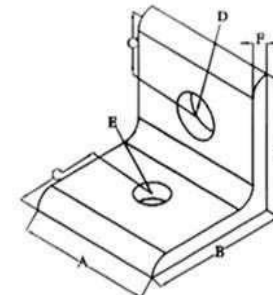

2 Hole Inside Corner Bracket



Model	A	B	C	D	E	Weight (kg)	Compatibility code
6001	18	25	25	3	5.3	0.0076	20
6171	22	25	25	3	6.3	0.009	25
6002	26	30	30	4	6.3	0.016	30
6003	36	40	40	6	8.3	0.048	40

Accessories	QTY	Description
5094 & ZJD-5132	2	M5 * 8mm BHSCS & Econ T-Nut
5098 & ZJD-5226	2	M6 * 10mm BHSCS & Econ T-Nut
5098 & ZJD-5135	2	M6 * 10mm BHSCS & Econ T-Nut
5102 & ZJD-5142	2	M8 * 16mm BHSCS & Econ T-Nut

2 Hole Lite Transition Inside Corner Bracket



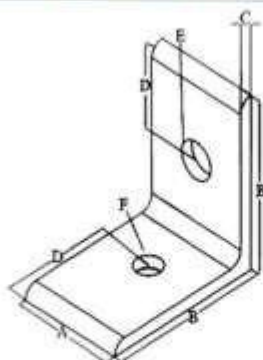
Model	A	B	C	D	E	F	Weight (kg)	Compatibility code
6006	18	25	12.5	8.3	6.3	3	0.0075	20 Series to 40 Series

Accessories	QTY	Description
5094 & 5132	2	M5 * 8mm BHSCS & Econ T-Nut
5223 & 5142	2	M8 * 12mm BHSCS & Econ T-Nut



MEXFRAME

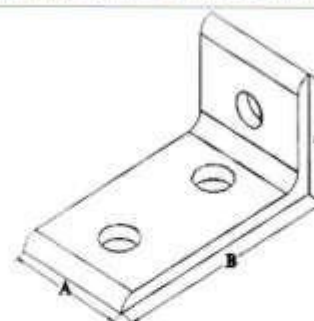
2 Hole Standard Transition Inside Corner Bracket



Model	A	B	C	D	E	F	Weight (kg)	Compatibility code
6007	26	40	6	20	8.3	6.3	0.035	30 Series to 40 Series

Accessories	QTY	Description
5099 & 5135	1	M6 * 12mm BHSCS & Econ T-Nut
5102 & 5142	1	M8 * 16mm BHSCS & Econ T-Nut

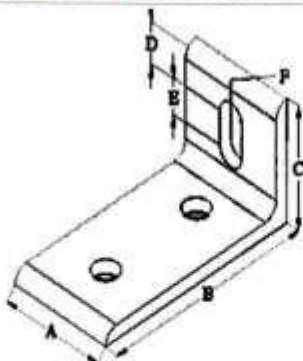
3 Hole Inside Corner Bracket



Model	A	B	C	Weight (kg)	Compatibility code
5175	22	50	25	0.018	25
5008	26	60	30	0.026	30
5009	36	80	40	0.073	40

Accessories	QTY	Description
5098 & ZJD-5226/5225	3&2	M6 * 10mm BHSCS & Econ T-Nut
5098 & ZJD-5135/5139	3&2	M6 * 10mm BHSCS & Econ T-Nut
5102 & ZJD-5142/5144	3&2	M8 * 16mm BHSCS & Econ T-Nut

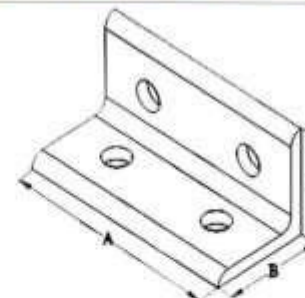
3 Hole Slotted Inside Corner Bracket



Model	A	B	C	D	E	F	Weight (kg)	Compatibility code
6176	22	50	25	8.5	4	6.3	0.018	25
6010	26	60	30	11	5	6.3	0.025	30
6011	36	80	40	12	12.2	8.3	0.072	40

Accessories	QTY	Description
5098 & ZJD-5226/5225	3&2	M6 * 10mm BHSCS & Econ T-Nut
5098 & ZJD-5135/5139	3&2	M6 * 10mm BHSCS & Econ T-Nut
5102 & ZJD-5142/5144	3&2	M8 * 16mm BHSCS & Econ T-Nut

4 Hole Inside Corner Bracket



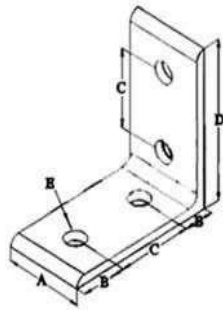
Model	A	B	C	Weight (kg)	Compatibility code
6012	56	30	30	0.032	3060
6013	76	40	40	0.102	4080

Accessories	QTY	Description
5098 & 5135	4	M6 * 10mm BHSCS & Econ T-Nut
5102 & 5142	4	M8 * 16mm BHSCS & Econ T-Nut



MEXFRAME

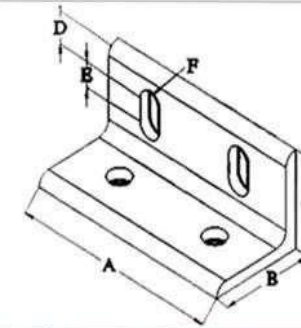

4 Hole Inside Corner Bracket



Model	A	B	C	D	E	Weight (kg)	Compatibility code
6177	22	12.5	25	50	6.3	0.029	25
6014	26	15	30	60	6.3	0.035	30
6015	36	20	40	80	8.3	0.096	40

Accessories	QTY	Description
5098 & 5225	4&2	M6 * 10mm BHSCS & Econ T-Nut
5098 & 5135	4&2	M6 * 10mm BHSCS & Econ T-Nut
5102 & 5144	4&2	M8 * 16mm BHSCS & Econ T-Nut

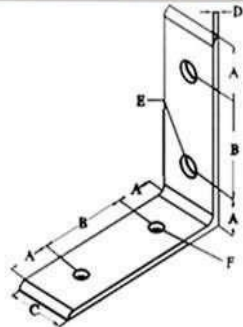
4 Hole Slotted Inside Corner Bracket



Model	A	B	C	D	E	F	Weight (kg)	Compatibility code
6203	47	25	25	8.5	4	6.3	0.03	25
6016	56	30	30	9.4	5	6.3	0.038	30
6017	76	40	40	12	12.2	8.3	0.1	40

Accessories	QTY	Description
5098 & 5225	4&2	M6 * 10mm BHSCS & Econ T-Nut
5098 & 5135	4&2	M6 * 10mm BHSCS & Econ T-Nut
5102 & 5144	4&2	M8 * 16mm BHSCS & Econ T-Nut

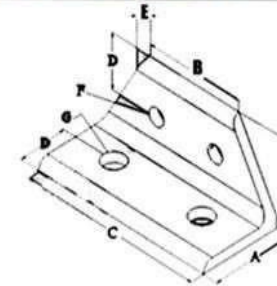
4 Hole Transition Inside Corner Bracket



Model	A	B	C	D	E	F	Weight (kg)	Compatibility code
6018	20	40	26	6	8.3	6.3	0.069	30 Series to 40 Series

Accessories	QTY	Description
5098 & 5139	2&1	M6 * 10mm BHSCS & Econ T-Nut
5102 & 5144	2&1	M8 * 16mm BHSCS & Econ T-Nut

4 Hole Lift Double Wide Transition Inside Corner Bracket



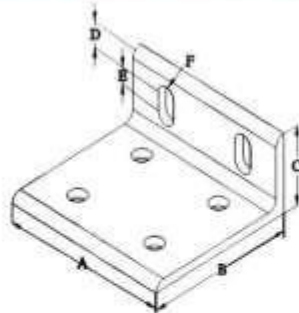
Model	A	B	C	D	E	F	Weight (kg)	Compatibility code
6019	40	56	76	20	6	6.3	8.3	0.085

Accessories	QTY	Description
5099 & 5135	2	M6 * 12mm BHSCS & Econ T-Nut
5102 & 5142	2	M8 * 16mm BHSCS & Econ T-Nut



MEXFRAME

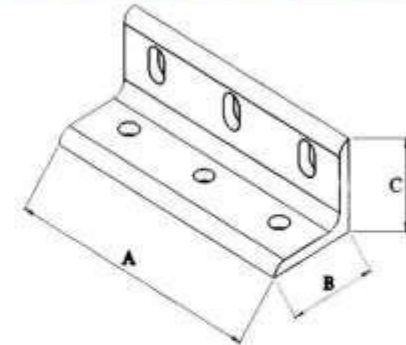
6 Hole Inside Corner Bracket



Model	A	B	C	D	E	F	Weight (kg)	Compatibility code
6020	56	60	30	9.4	5	6.3	0.056	3060 & 3030
6021	76	80	40	12	12.2	8.3	0.14	4080 & 4040

Accessories	QTY	Description
5098 & 5102 &	5139	6&3 M6 * 10mm BHSCS & Econ T-Nut
	5144	6&3 M8 * 16mm BHSCS & Econ T-Nut

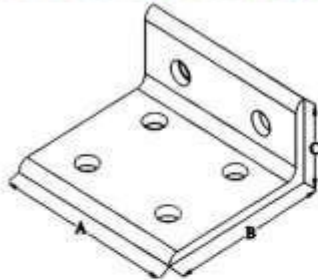
6 Hole Inside Corner Bracket



Model	A	B	C	Weight (kg)	Compatibility code
6197	86	30	30	0.05	3090
6198	116	40	40	0.13	40120

Accessories	QTY	Description
5098 & 5102 &	5135	6 M6 * 10mm Drop-In T-studs & Flange Nuts
	5142	6 M8 * 16mm Drop-In T-studs & Flange Nuts

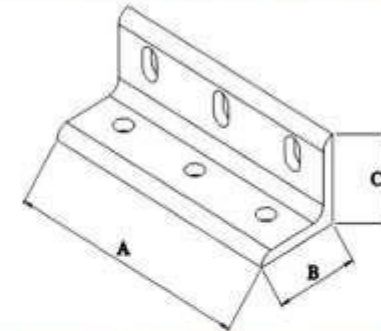
6 Hole Inside Corner Bracket



Model	A	B	C	Weight (kg)	Compatibility code
6022	56	60	30	0.056	3060
6023	76	80	40	0.145	4080

Accessories	QTY	Description
5098 & 5102 &	5139/5135	6&2&2 M6 * 10mm BHSCS & Econ T-Nut
	5144/5142	6&2&2 M8 * 16mm BHSCS & Econ T-Nut

6 Hole Slotted Inside Corner Bracket



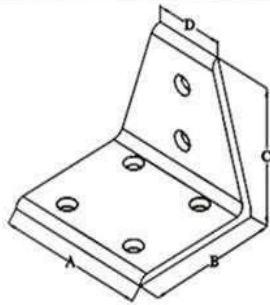
Model	A	B	C	Weight (kg)	Compatibility code
6201	86	30	30	0.046	3090 & 3030
6178	116	40	40	0.13	40120 & 4040

Accessories	QTY	Description
5098 & 5102 &	5135	6 M6 * 10mm Drop-In T-studs & Flange Nuts
	5142	6 M8 * 12mm Drop-In T-studs & Flange Nuts



MEXFRAME

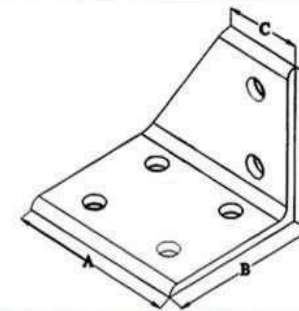
6 Hole Center Inside Corner Bracket



Model	A	B	C	D	Weight (kg)	Compatibility code
6024	56	60	60	26	0.07	3030 Series to 3060 Series
6025	76	80	80	36	0.145	4040 Series to 4080 Series

Acessories	QTY	Description
5098 & 5139	6&3	M6 * 10mm BHSCS & Econ T-Nut
5102 & 5144	6&3	M8 * 16mm BHSCS & Econ T-Nut

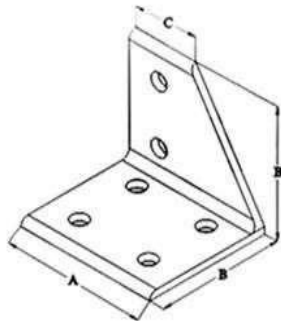
6 Hole Right Inside Corner Bracket



Model	A	B	C	Weight (kg)	Compatibility code
6164	56	60	26	0.073	3030 Series to 3060 Series
6026	76	80	36	0.152	4040 Series to 4080 Series

Acessories	QTY	Description
5098 & 5139	6&3	M6 * 10mm BHSCS & Econ T-Nut
5102 & 5144	6&3	M8 * 16mm BHSCS & Econ T-Nut

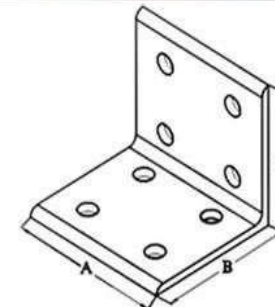
6 Hole Left Inside Corner Bracket



Model	A	B	C	Weight (kg)	Compatibility code
6165	56	60	26	0.073	3030 Series to 3060 Series
6027	76	80	36	0.145	4040 Series to 4080 Series

Acessories	QTY	Description
5098 & 5139	6&3	M6 * 10mm BHSCS & Econ T-Nut
5102 & 5144	6&3	M8 * 16mm BHSCS & Econ T-Nut

8 Hole Inside Corner Bracket



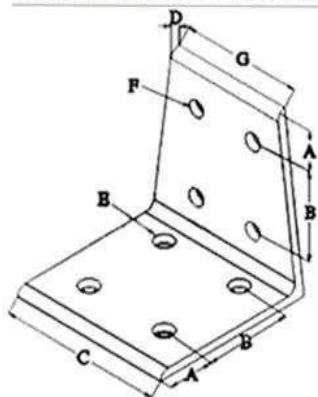
Model	A	B	C	Weight (kg)	Compatibility code
6028	56	60	60	0.075	3060
6029	76	80	80	0.195	4080
6159	86	80	80	0.23	4590
6161	96	80	80	0.258	50100

Acessories	QTY	Description
5098 & 5139	8&4	M6 * 10mm BHSCS & Econ T-Nut
5102 & 5144	8&4	M8 * 16mm BHSCS & Econ T-Nut
5103 & 5144	8&4	M8 * 18mm BHSCS & Econ T-Nut



MEXFRAME

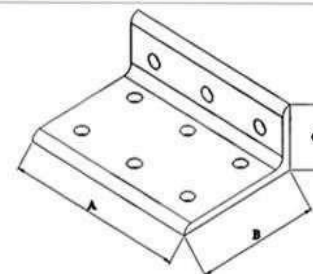

8 Hole Double Wide Transition Inside Corner Bracket



Model	A	B	C	D	E	F	G	Weight (kg)	Compatibility code
6030	20	40	80	6	8.3	6.3	62.5	0.048	3060 Series to 4080 Series

Acessories	QTY	Description
5099 & 5139	4&2	M6 * 12mm BHSCS & Econ T-Nut
5102 & 5144	4&2	M8 * 16mm BHSCS & Econ T-Nut

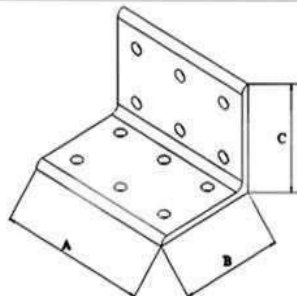
9 Hole Slotted Inside Corner Bracket



Model	A	B	C	Weight (kg)	Compatibility code
6200	86	60	30	0.073	3090 & 3030
6172	116	80	40	0.202	40120 & 4040

Acessories	QTY	Description
5098 & ZJD-5139&5135	9&3&3	M6 * 10mm BHSCS & Econ T-Nut
5102 & ZJD-5144&5142	9&3&3	M8 * 16mm BHSCS & Econ T-Nut

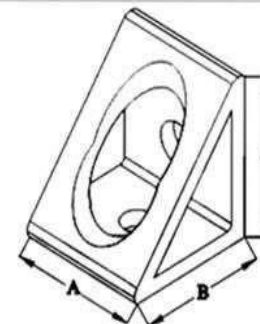
12 Hole Inside Corner Bracket



Model	A	B	C	Weight (kg)	Compatibility code
6173	86	60	60	0.099	3090
6199	116	80	80	0.272	40120

Acessories	QTY	Description
5098 & 5139	9&6	M6 * 10mm BHSCS & Econ T-Nut
5102 & 5144	9&6	M8 * 16mm BHSCS & Econ T-Nut

2 Hole Inside Gusset Corner Bracket



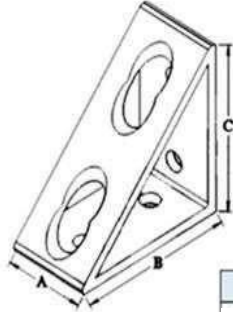
Model	A	B	C	Weight (kg)	Compatibility code
6031	26	30	30	0.028	30
6032	36	40	40	0.057	40
6163	42	40	40	0.075	45

Acessories	QTY	Description
5098 & 5139	9&6	M6 * 10mm BHSCS & Econ T-Nut
5102 & 5142	9&6	M8 * 16mm BHSCS & Econ T-Nut
5103 & 5142	8&4	M8 * 18mm BHSCS & Econ T-Nut



MEXFRAME

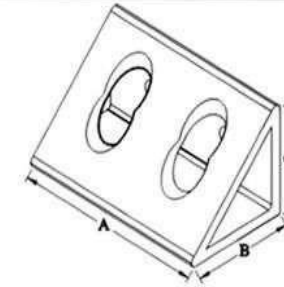

4 Hole Inside Gusset Corner Bracket



Model	A	B	C	Weight (kg)	Compatibility code
6204	22	50	50	0.041	25
6033	26	60	60	0.06	30
6034	36	80	80	0.125	40
6158	42	80	80	0.15	45

Accessories	QTY	Description
5098 & ZJD-5225	4&2	M6 * 10mm BHSCS & Econ T-Nut
5098 & ZJD-5139	4&2	M6 * 10mm BHSCS & Econ T-Nut
5102 & ZJD-5144	4&2	M8 * 16mm BHSCS & Econ T-Nut
5103 & ZJD-5142	4	M8 * 18mm BHSCS & Econ T-Nut


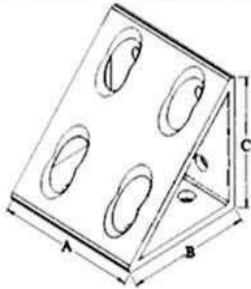
4 Hole Inside Gusset Corner Bracket



Model	A	B	C	Weight (kg)	Compatibility code
6035	56	30	30	0.05	3060
6036	76	40	40	0.126	4080

Accessories	QTY	Description
5098 & 5135	4	M6 * 10mm BHSCS & Econ T-Nut
5102 & 5142	4	M8 * 16mm BHSCS & Econ T-Nut

8 Hole Inside Gusset Corner Bracket



Model	A	B	C	Weight (kg)	Compatibility code
6037	56	60	60	0.125	3060
6038	76	80	80	0.25	4080
6160	86	80	80	0.3	4590
6162	96	80	80	0.35	50100

Accessories	QTY	Description
5098 & 5139	8&4	M6 * 10mm BHSCS & Econ T-Nut
5102 & 5144	8&4	M8 * 16mm BHSCS & Econ T-Nut
5103 & 5144	8&4	M8 * 18mm BHSCS & Econ T-Nut


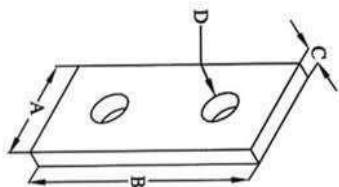




MEXFRAME

CNC Bracket

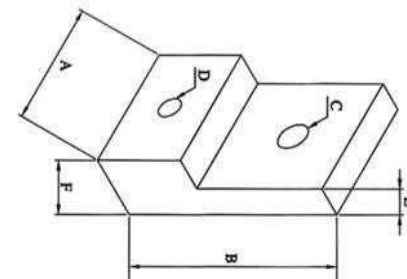
2 Hole Joining Strip



Accessories	QTY	Description
5094 & 5134	2	M5*8 BHSCS & Econ T-nut
5099 & 5343	2	M6*12 BHSCS & Econ T-nut
5102 & 5142	2	M8*16 BHSCS & Econ T-nut
5103 & 5142	2	M8*18 BHSCS & Econ T-nut

Model	A	B	C	D	Weight(kg)	Compatibility code
6039	18	40	4	5.3	0.013	20
6040	28	60	4	6.3	0.016	30
6041	38	80	6	8.3	0.048	40
6042	42	90	6	8.3	0.058	45


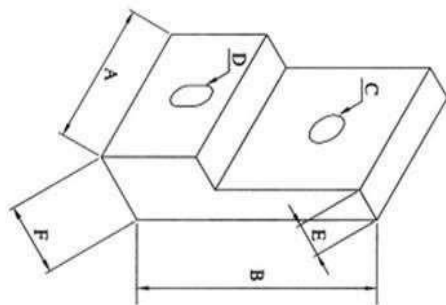
2 Hole Transition Center Strip



Accessories	QTY	Description
5241 & 5132	1	M5*25 BHSCS & Econ T-nut
5102 & 5142	1	M8*16 BHSCS & Econ T-nut

Model	A	B	C	D	E	F	Weight(kg)	Compatibility code
6179	37	63	∅8.3	∅6.3	9	19	0.08	Joins 2020 series to 4040 series profile

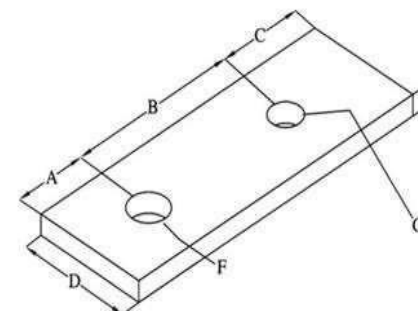

2 Hole Transition Slotter Center Strip



Accessories	QTY	Description
5241 & 5132	1	M5*25 BHSCS & Econ T-nut
5102 & 5142	1	M8*16 BHSCS & Econ T-nut

Model	A	B	C	D	E	F	Weight(kg)	Compatibility code
6180	37	63	∅8.3	∅6.3	9	19	0.08	Joins 2020 series to 4040 series profile

2 Hole Transition Strip



Accessories	QTY	Description
5098 & 5138	1	M6*10 BHSCS & Econ T-nut
5102 & 5142	1	M8*16 BHSCS & Econ T-nut

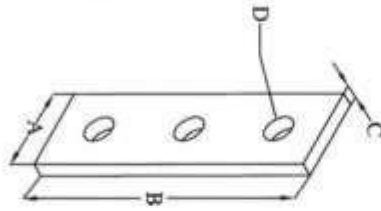
Model	A	B	C	D	E	F	G	Weight(kg)	Compatibility code
6043	20	35	15	24	4	∅8.3	∅6.3	0.08	Joins 3030 series to 4040 series profile

40



MEXFRAME

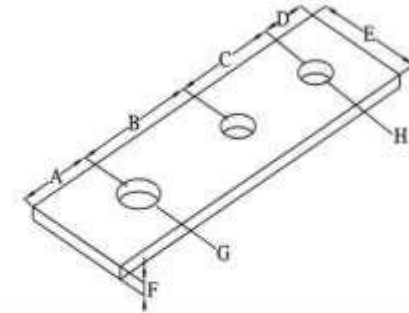
3 Hole Joining Strip



Accessories	QTY	Description
5094 & 5190/5132	3&1&1	M5*8 BHSCS & Econ T-nut
5099 & 5139/5135	3&1&1	M6*12 BHSCS & Econ T-nut
5102 & 5144/5142	3&1&1	M8*16 BHSCS & Econ T-nut
5103 & 5144/5142	3&1&1	M8*18 BHSCS & Econ T-nut

Model	A	B	C	D	Weight(kg)	Compatibility code
6044	18	60	4	5.3	0.012	20
6045	28	90	4	6.3	0.024	30
6046	38	120	6	8.3	0.073	40
6047	42	135	6	8.3	0.09	45

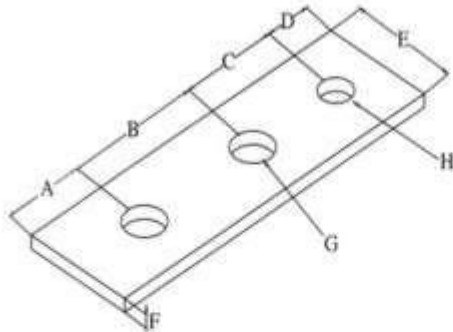
3 Hole Transition Strip



Accessories	QTY	Description
5099 & 5139	2&1	M6*12 BHSCS & Econ T-nut
5102 & 5142	1	M8*16 BHSCS & Econ T-nut

Model	A	B	C	D	E	F	G	H	Weight(kg)	Compatibility code
6048	20	32.5	25	12.5	28	6	∅8.3	∅6.3	0.04	Joins 3030 series to 4040 series profile

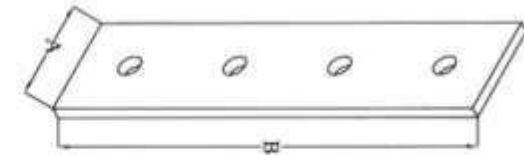
3 Hole Transition Strip



Accessories	QTY	Description
5099 & 5139	1	M6*12 BHSCS & Econ T-nut
5102 & 5142	2&1	M8*16 BHSCS & Econ T-nut

Model	A	B	C	D	E	F	G	H	Weight(kg)	Compatibility code
6049	20	32.5	25	12.5	28	6	∅8.3	∅6.3	0.04	Joins 3030 series to 4040 series profile

4 Hole Joining Strip



Accessories	QTY	Description
5098 & 5138/5139	4&3	M6*10 BHSCS & Econ T-nut
5102 & 5144/5142	4&3	M8*16 BHSCS & Econ T-nut

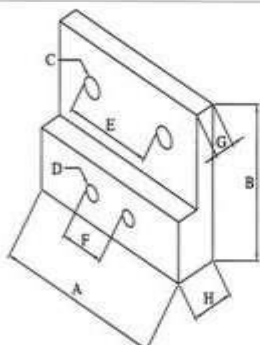
Model	A	B	Weight(kg)	Compatibility code
6050	28	120	0.037	30
6051	38	160	0.098	40



MEXFRAME

CNC Bracket


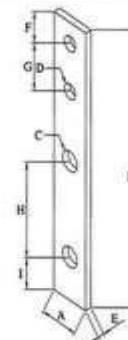
4 Hole Transition Corner Strip



Accessories	QTY	Description
5241 & 5132	2	M5*25 BHSCS & Econ T-nut
5102 & 5142	2	M8*16 BHSCS & Econ T-nut

Model	A	B	C	D	E	F	G	H	Weight(kg)	Compatibility code
6181	76	63	∅8.3	∅6.3	40	20	9	19	0.16	Joins 2040 series to 4040 series profile

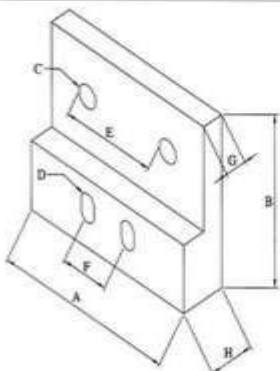
4 Hole Transition Corner Strip



Accessories	QTY	Description
5241 & 5132	2	M5*25 BHSCS & Econ T-nut
5102 & 5142	2	M8*16 BHSCS & Econ T-nut

Model	A	B	C	D	E	F	G	H	I	Weight(kg)	Compatibility code
6182	18	116	∅8.3	∅6.3	3	9	20	40	18	0.02	Joins 2020 series to 4080 series profile

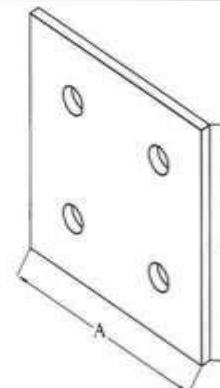

4 Hole Transition Corner Strip



Accessories	QTY	Description
5241 & 5132	2	M5*25 BHSCS & Econ T-nut
5102 & 5142	2	M8*16 BHSCS & Econ T-nut

Model	A	B	C	D	E	F	G	H	Weight(kg)	Compatibility code
6183	76	63	∅8.3	∅6.3	40	20	9	19	0.16	Joins 2020 series to 4080 series profile

4 Hole Joining Plate



Accessories	QTY	Description
5098 & 5139	4&2	M6*10 BHSCS & Econ T-nut
5102 & 5144	4&2	M8*16 BHSCS & Econ T-nut

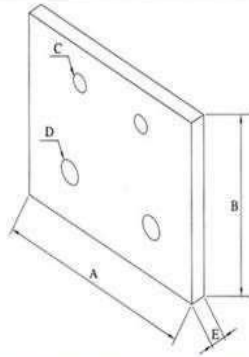
Model	A	B	Weight(kg)	Compatibility code
6052	60	60	0.025	30
6053	80	80	0.095	40



MEXFRAME

CNC Bracket


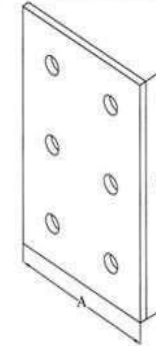
4 Hole Transition Plate



Accessories	QTY	Description
5241 & 5132	2	M5*25 BHSCS & Econ T-nut
5102 & 5142	2	M8*16 BHSCS & Econ T-nut

Model	A	B	C	D	E	Weight(kg)	Compatibility code
6184	80	66	∅6.3	∅8.3	6	0.08	Joins 2020 series to 4040 series profile

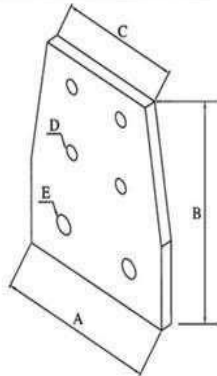
6 Hole Joining Plate



Accessories	QTY	Description
5098 & 5139	6&3	M6*10 BHSCS & Econ T-nut
5102 & 5144	6&3	M8*16 BHSCS & Econ T-nut

Model	A	B	Weight(kg)	Compatibility code
6054	60	90	0.057	3030&3060
6055	80	120	0.155	4040&4080


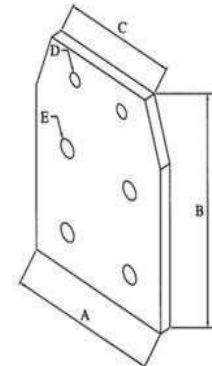
6 Hole Transition Double Strip



Accessories	QTY	Description
5099 & 5139	4&2	M6*12 BHSCS & Econ T-nut
5102 & 5144	2&1	M8*16 BHSCS & Econ T-nut

Model	A	B	C	D	Weight(kg)	Compatibility code
6185	80	96	∅6.3	∅8.3	0.11	Joins 3060 series to 4040 series profile

6 Hole Transition Double Strip



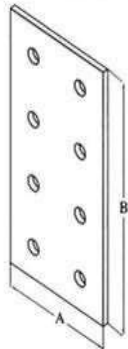
Accessories	QTY	Description
5095 & 5132	2	M5*10 BHSCS & Econ T-nut
5102 & 5144	4&2	M8*16 BHSCS & Econ T-nut

Model	A	B	C	D	E	Weight(kg)	Compatibility code
6186	80	106	60	∅6.3	∅8.3	0.13	Joins 2040 series to 4080 series profile



MEXFRAME

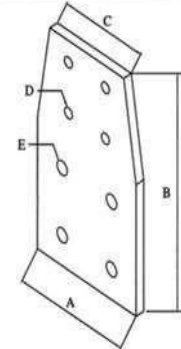
8 Hole Joining Plate



Accessories	QTY	Description
5095 & 5132	8&4	M5*10 BHSCS & Econ T-nut
5102 & 5144	8&4	M8*16 BHSCS & Econ T-nut

Model	A	B	Weight(kg)	Compatibility code
6056	60	120	0.08	3060
6057	80	160	0.125	4080


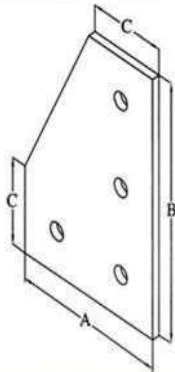
8 Hole Transition Plate



Accessories	QTY	Description
5099 & 5139	4&2	M6*12 BHSCS & Econ T-nut
5102 & 5144	4&2	M8*16 BHSCS & Econ T-nut

Model	A	B	C	D	D	Weight(kg)	Compatibility code
6187	80	136	60	∅6.3	∅8.3	0.16	Joins 3060 series to 4080 series profile


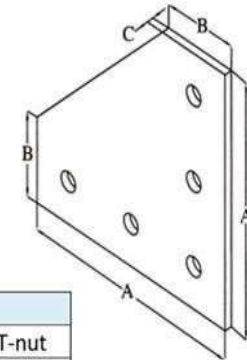
4 Hole 90°Joining Plate



Accessories	QTY	Description
5098 & 5139	4&2	M6*10 BHSCS & Econ T-nut
5102 & 5144	4&2	M8*16 BHSCS & Econ T-nut

Model	A	B	C	Weight(kg)	Compatibility code
6058	60	90	30	0.04	30
6059	80	120	40	0.118	40

5 Hole 90°Joining Plate



Accessories	QTY	Description
5094 & 5190/5134	5&3	M5*8 BHSCS & Econ T-nut
5098 & 5139/5138	5&3	M6*10 BHSCS & Econ T-nut
5102 & 5144/5142	5&3	M8*16 BHSCS & Econ T-nut
5103 & 5144/5142	5&3	M8*18 BHSCS & Econ T-nut

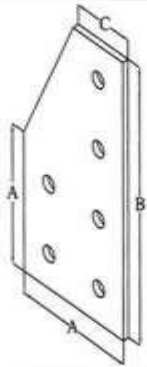
Model	A	B	C	Weight(kg)	Compatibility code
6060	60	20	4	0.056	20
6061	90	30	4	0.064	30
6062	120	40	6	0.168	40
6063	135	45	6	0.168	45



MEXFRAME

CNC Bracket

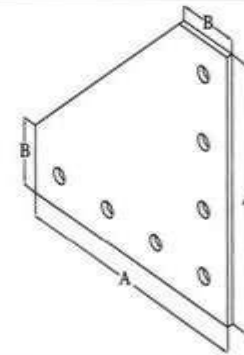
6 Hole 90° Joining Plate



Accessories	QTY	Description
5098 & 5139	6&3	M6*10 BHSCS & Econ T-nut
5102 & 5144	6&3	M8*16 BHSCS & Econ T-nut

Model	A	B	C	Weight(kg)	Compatibility code
6064	60	120	30	0.05	3060&3030
6065	80	160	40	0.168	4080&4040

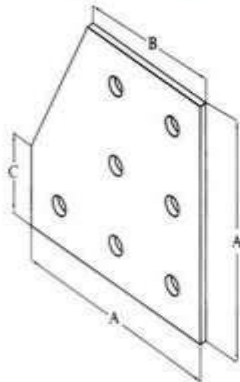
7 Hole 90° Joining Plate



Accessories	QTY	Description
5098 & 5139/5138	7&4	M6*10 BHSCS & Econ T-nut
5102 & 5144/5142	7&4	M8*16 BHSCS & Econ T-nut

Model	A	B	C	Weight(kg)	Compatibility code
6066	120	30	30	0.089	30
6067	160	40	40	0.279	40

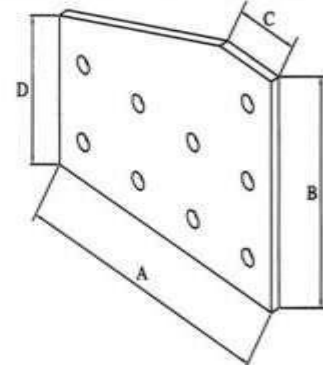
7 Hole 90° Joining Plate



Accessories	QTY	Description
5098 & 5139/5138	7&4	M6*10 BHSCS & Econ T-nut
5102 & 5144/5142	7&4	M8*16 BHSCS & Econ T-nut

Model	A	B	C	Weight(kg)	Compatibility code
6068	90	60	30	0.08	3030 & 3060
6069	120	80	40	0.168	4040 & 4080

9 Hole 90° Joining Plate



Accessories	QTY	Description
5098 & 5139 & 5343	9&3&3	M6*10 BHSCS & Econ T-nut
5102 & 5144 & 5345	9&3&3	M8*16 BHSCS & Econ T-nut

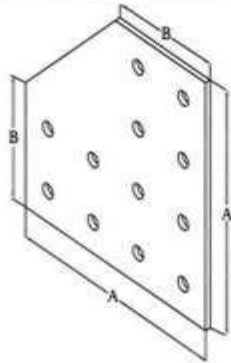
Model	A	B	C	D	Weight(kg)	Compatibility code
6205	116	90	28	58	0.093	3060 & 3030
6206	156	120	38	78	0.25	4080 & 4040



MEXFRAME

CNC Bracket

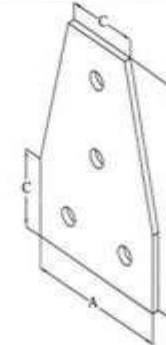
12 Hole 90° Joining Plate



Accessories	QTY	Description
5098 & 5139	12&6	M6*10 BHSCS & Econ T-nut
5102 & 5144	12&6	M8*16 BHSCS & Econ T-nut

Model	A	B	Weight(kg)	Compatibility code
6070	120	60	0.128	3060
6071	160	80	0.35	4080


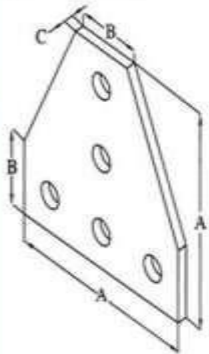
4 Hole Tee Joining Plate



Accessories	QTY	Description
5098 & 5139	4&2	M6*10 BHSCS & Econ T-nut
5102 & 5144	4&2	M8*16 BHSCS & Econ T-nut

Model	A	B	C	Weight(kg)	Compatibility code
6072	60	90	30	0.038	30
6073	80	120	40	0.118	40

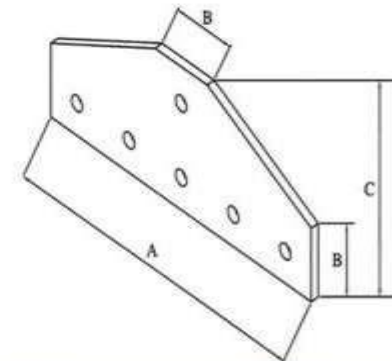

5 Hole Tee Joining Plate



Accessories	QTY	Description
5094 & 5190/5134	5&3	M5*8 BHSCS & Econ T-nut
5098 & 5139/5138	5&3	M6*10 BHSCS & Econ T-nut
5102 & 5144/5142	5&3	M8*16 BHSCS & Econ T-nut
5103 & 5144/5142	5&3	M8*18 BHSCS & Econ T-nut

Model	A	B	C	Weight(kg)	Compatibility code
6074	60	20	4	0.053	20
6075	90	30	4	0.064	30
6076	120	40	6	0.168	40
6077	135	45	6	0.22	45

6 Hole Tee Joining Plate



Accessories	QTY	Description
5098 & 5139 & 5135	6&2&2	M6*10 BHSCS & Econ T-nut
5102 & 5144 & 5142	6&2&2	M8*16 BHSCS & Econ T-nut

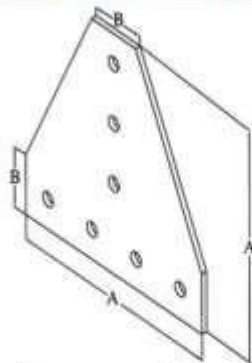
Model	A	B	C	Weight(kg)	Compatibility code
6188	150	30	58	0.073	30
6189	200	40	78	0.2	40



MEXFRAME

CNC Bracket


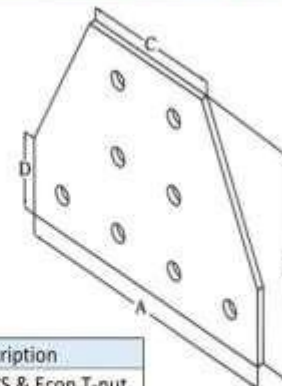
7 Hole Tee Joining Plate



Model	A	B	Weight(kg)	Compatibility code
6078	120	30	0.089	30
6079	160	40	0.279	40

Accessories	QTY	Description
5098 & 5139/5138	7&4	M6*10 BHSCS & Econ T-nut
5102 & 5144/5142	7&4	M8*16 BHSCS & Econ T-nut

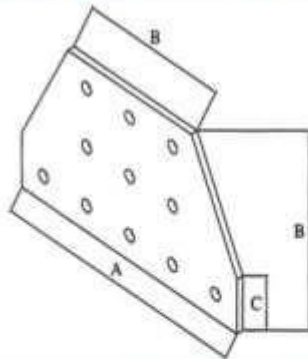
8 Hole Tee Joining Plate



Accessories	QTY	Description
5098 & 5139	8&4	M6*10 BHSCS & Econ T-nut
5102 & 5144/5142	8&4	M8*16 BHSCS & Econ T-nut
5102 & 5144/5142	8&4	M8*18 BHSCS & Econ T-nut

Model	A	B	C	D	Weight(kg)	Compatibility code
6080	120	90	60	30	0.076	3030 & 3060
6081	160	120	80	40	0.238	4040 & 4080
6082	180	135	90	45	0.269	4545 & 4590


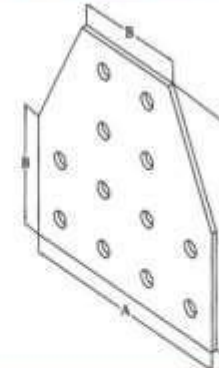
11 Hole Tee Joining Plate



Model	A	B	C	Weight(kg)	Compatibility code
6190	150	86	28	0.12	3030 & 3090
6191	200	116	38	0.31	4040 & 40120

Accessories	QTY	Description
5098 & 5139 & 5343	11&5&1	M6*10 BHSCS & Econ T-nut
5102 & 5144 & 5345	11&5&1	M8*16 BHSCS & Econ T-nut

12 Hole Tee Joining Plate



Accessories	QTY	Description
5098 & 5139	12&6	M6*10 BHSCS & Econ T-nut
5102 & 5144	12&6	M8*16 BHSCS & Econ T-nut


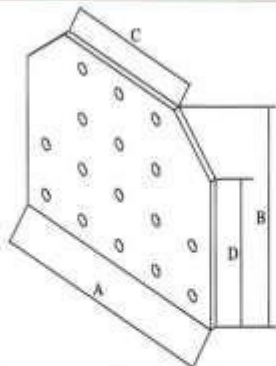
Model	A	B	Weight(kg)	Compatibility code
6083	120	60	0.107	3060
6084	160	80	0.324	4080



MEXFRAME

CNC Bracket


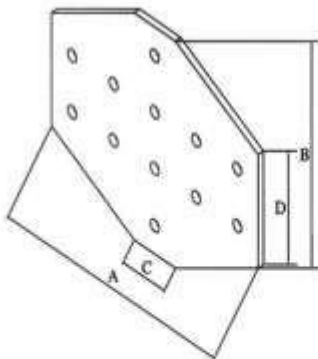
16 Hole Tee Joining Plate



Model	A	B	C	D	Weight(kg)	Compatibility code
6192	150	116	90	88	0.17	3090 & 3090
6193	200	156	120	118	0.47	40120 & 40120

Accessories	QTY	Description
5098 & 5139 & 5343	16&7&2	M6*10 BHSCS & Econ T-nut
5102 & 5144 & 5345	16&7&2	M8*16 BHSCS & Econ T-nut

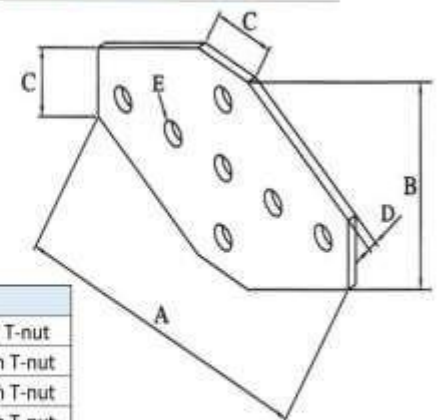
12 Hole Cross-Joining Plate



Model	A	B	C	D	Weight(kg)	Compatibility code
6194	150	120	30	60	0.15	3030 & 3060
6195	200	160	40	80	0.41	4040 & 4080

Accessories	QTY	Description
5099 & 5139	12&6	M6*12 BHSCS & Econ T-nut
5103 & 5144	12&6	M8*18 BHSCS & Econ T-nut

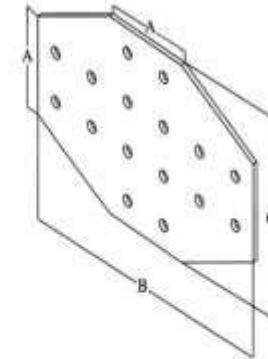

7 Hole Cross-Joining Plate



Accessories	QTY	Description
5094 & 5190/5132	7&4	M5*8 BHSCS & Econ T-nut
5099 & 5139/5135	7&4	M6*12 BHSCS & Econ T-nut
5103 & 5144/5142	7&4	M8*18 BHSCS & Econ T-nut
5104 & 5144/5142	7&4	M8*20 BHSCS & Econ T-nut

Model	A	B	C	D	E	Weight(kg)	Compatibility code
6085	100	60	20	4	5.3	0.089	20
6086	150	90	30	4	6.3	0.102	30
6087	200	120	40	6	8.3	0.265	40
6088	225	135	45	6	8.3	0.298	45

16 Hole Cross Joining Plate



Accessories	QTY	Description
5099 & 5139	16&8	M6*12 BHSCS & Econ T-nut
5103 & 5144	16&8	M8*18 BHSCS & Econ T-nut


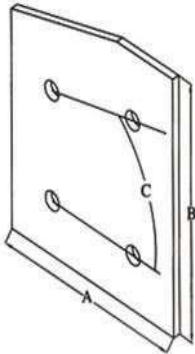
Model	A	B	C	Weight(kg)	Compatibility code
6089	60	180	120	0.168	3060
6090	80	240	160	0.469	4080



MEXFRAME

CNC Bracket


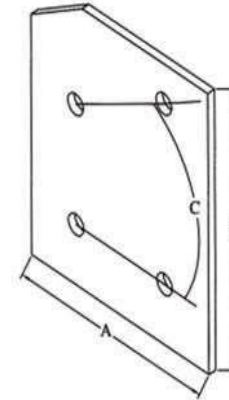
4 Hole 15° Angle Joining Plate



Model	A	B	C	Weight(kg)	Compatibility code
6091	80	94	15°	0.107	40

Accessories	QTY	Description
5102 & 5144	4&2	M8*16 BHSCS & Econ T-nut


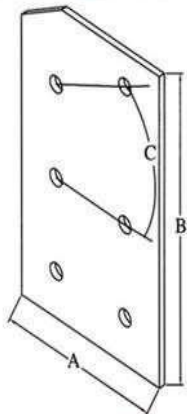
4 Hole 30° Angle Joining Plate



Model	A	B	C	Weight(kg)	Compatibility code
6092	80	93.37	30°	0.107	40

Accessories	QTY	Description
5102 & 5144	4&2	M8*16 BHSCS & Econ T-nut

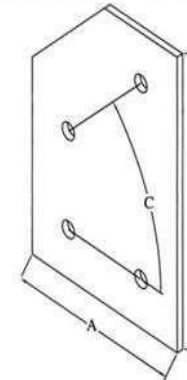
6 Hole 30° Angle Joining Plate



Accessories	QTY	Description
5103 & 5144	6&3	M8*18 BHSCS & Econ T-nut

Model	A	B	C	Weight(kg)	Compatibility code
6093	80	133.38	30°	0.154	40

4 Hole 45° Angle Joining Plate



Model	A	B	C	Weight(kg)	Compatibility code
6094	80	120	45°	0.125	40

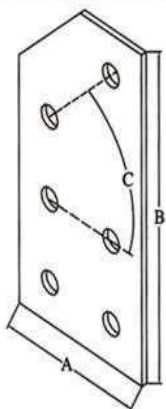
Accessories	QTY	Description
5102 & 5144	4&2	M8*16 BHSCS & Econ T-nut



MEXFRAME

CNC Bracket

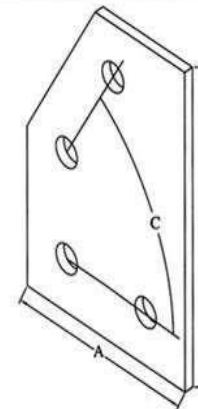
6 Hole 45° Angle Joining Plate



Accessories	QTY	Description
5102 & 5144	6&3	M8*16 BHSCS & Econ T-nut

Model	A	B	C	Weight(kg)	Compatibility code
6095	80	160	45°	0.173	4080 & 4040

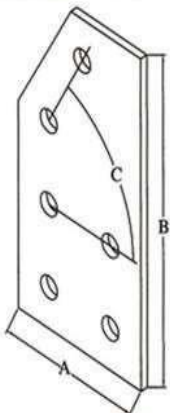
4 Hole 60° Angle Joining Plate



Model	A	B	C	Weight(kg)	Compatibility code
6096	80	120	60°	0.13	40

Accessories	QTY	Description
5102 & 5144	4&2	M8*16 BHSCS & Econ T-nut

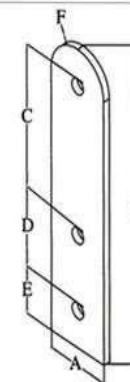

6 Hole 60° Angle Joining Plate



Accessories	QTY	Description
5103 & 5144	6&3	M8*18 BHSCS & Econ T-nut

Model	A	B	C	Weight(kg)	Compatibility code
6097	80	160	60°	0.177	4080 & 4040

120mm/160mm Pivot Arm




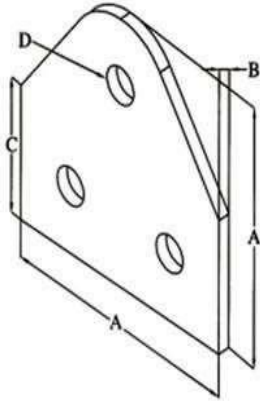
Accessories	QTY	Description
5098 & 5139/ 5343	3&1&1	M6*10 BHSCS & Econ T-nut
5102 & 5144/5345	3&1&1	M8*16 BHSCS & Econ T-nut

Model	A	B	C	D	E	F	Weight(kg)	Compatibility code
6098	28	120	60	30	15	15	0.041	30
6099	38	160	80	40	20	19.9	0.095	40



MEXFRAME


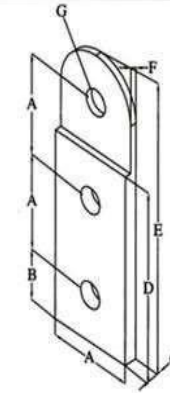
3 Hole Pivot Arm



Accessories	QTY	Description
5102 & 5142	6&4	M8*16 BHSCS & Econ T-nut

Model	A	B	C	D	Weight(kg)	Compatibility code
6100	80	6	40	∅8.3	0.077	4080 & 4040

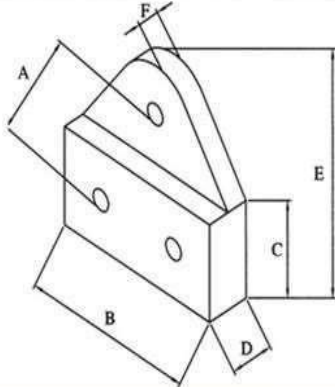
3 Hole Pivot Plate



Accessories	QTY	Description
5105 & 5142	8&4	M8*25 BHSCS & Econ T-nut
5234	1	M8*65 SHCS

Model	A	B	C	D	E	F	G	Weight(kg)	Compatibility code
6101	40	20	12	80	120	6	∅8.3	0.118	40

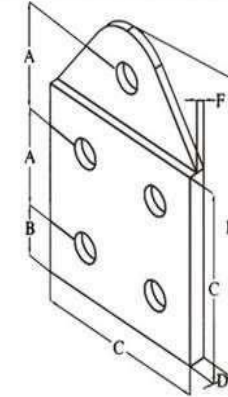
3 Hole Pivot Plate



Accessories	QTY	Description
5101 & 5135	8	M6*20 BHSCS & Econ T-nut
5248 & 5076	1	M6*60 SHCS & Flange nut

Model	A	B	C	D	E	F	Weight(kg)	Compatibility code
6196	30	60	30	15	60	7.5	0.091	3060

5 Hole Pivot Plate




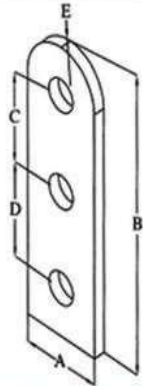
Accessories	QTY	Description
5104 & 5144	16&8	M8*20 BHSCS & Econ T-nut
5261 & 5077	1	M8*70 SHCS & Flange nut

Model	A	B	C	D	E	F	Weight(kg)	Compatibility code
6102	40	20	80	12	120	6	0.22	4080



MEXFRAME

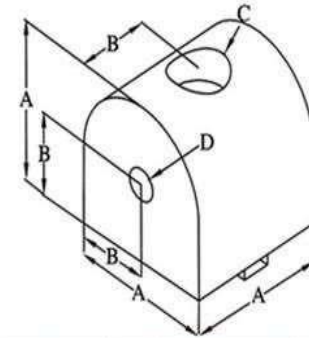
90mm/120mm Pivot Arm



Accessories	QTY	Description
5098 & 5139/ 5343	3&1&1	M6*10 BHSCS & Econ T-nut
5102 & 5144/5345	3&1&1	M8*16 BHSCS & Econ T-nut

Model	A	B	C	D	E	Weight(kg)	Compatibility code
6103	28	90	30	30	R15	0.023	30
6104	38	120	40	40	R20	0.068	40

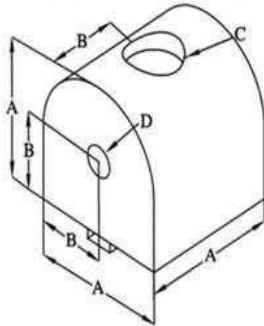
0° Pivot Nub



Model	A	B	C	D	Weight(kg)	Compatibility code
6105	30	15	M6 SHCS	M6	0.064	30
6106	40	20	M8 SHCS	M8	0.146	40

Accessories	QTY	Description
5232 & 5135	1	M6*25 SHCS & Econ T-nut
5112 & 5142	1	M8*40 SHCS & Econ T-nut


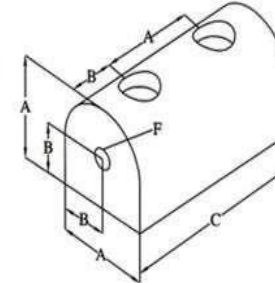
90° Pivot Nub



Accessories	QTY	Description
5232 & 5135	1	M6*25 SHCS & Econ T-nut
5112 & 5142	1	M8*40 SHCS & Econ T-nut

Model	A	B	C	D	Weight(kg)	Compatibility code
6107	30	15	M6 SHCS	M6	0.064	30
6108	40	20	M8 SHCS	M8	0.146	40

Universal Pivot Nub



Accessories	QTY	Description
5232 & 5135	2	M6*25 SHCS & Econ T-nut
5112 & 5142	2	M8*40 SHCS & Econ T-nut


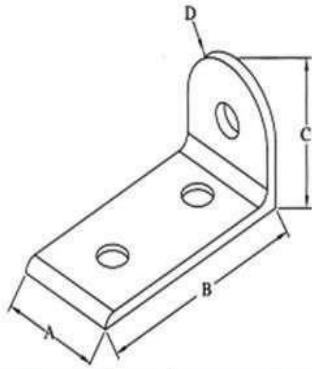
Model	A	B	C	D	E	Weight(kg)	Compatibility code
6109	30	15	60	M6 SHCS	M6	0.064	3060
6110	40	20	80	M8 SHCS	M8	0.148	4080



MEXFRAME

CNC Bracket

"L" Pivot Arm



Accessories	QTY	Description
5098 & 5139	2&1	M6*10 BHSCS & Econ T-nut
5102 & 5144	2&1	M8*16 BHSCS & Econ T-nut

Model	A	B	C	D	Weight(kg)	Compatibility code
6111	30	60	30	15	0.02	30
6112	40	80	40	20	0.066	40



Standard Pivot Nub Assemblies-30 Series



Accessories	
Nub to Profile	M6*25 SHCS & Econ T-nut
Nub to Arms	M6*12 BHSCS
Arm to Profile	M6*25 BHSCS & Econ T-nut

	6105	6107	6109	6103	6111
	0° Nub	90° Nub	Universal Nub	90mm/120mm Arm	"L" Arm
6601 Weight: 0.085 kg	1			2	
6602 Weight: 0.085 kg		1		2	
6603 Weight: 0.133 kg			1	2	
6604 Weight: 0.085 kg	1				2
6605 Weight: 0.133 kg			1		2
6606 Weight: 0.085 kg		1			2













MEXFRAME

Standard Pivot Nub Assemblies -40 Series

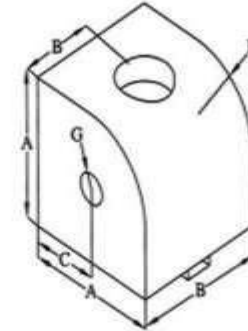


Accessories	
Nub to Profile	M8*40 SHCS & Econ T-nut
Nub to Arms	M8*16 BHSCS
Arm to Profile	M8*16 BHSCS & Econ T-nut

	6106	6108	6110	6104	6112
					
	0° Nub	90° Nub	Universal Nub	90mm/120mm Arm	"L" Arm
 6607 Weight: 0.085 kg	1			2	
 6608 Weight: 0.085 kg		1		2	
 6609 Weight: 0.133 kg			1	2	
 6610 Weight: 0.085 kg	1				2
 6611 Weight: 0.133 kg			1		2



0° Right Angle Living Nub

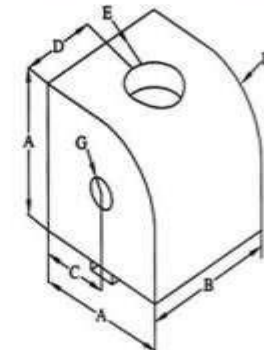


Accessories	QTY	Description
5232 & 5135	1	M6*25 SHCS & Econ T-nut
5112 & 5142	1	M8*40 SHCS & Econ T-nut

Model	A	B	C	D	E	F	G	Weight(kg)	Compatibility code
6123	30	30	15	15	M6 SHCS	15	M6	0.033	30
6124	40	40	20	20	M8 SHCS	20	M8	0.156	40



90° Right Angle Living Nub



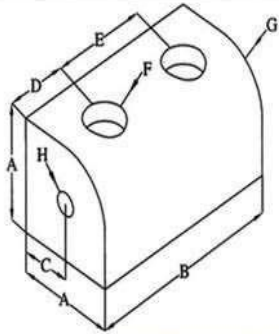
Accessories	QTY	Description
5232 & 5135	1	M6*25 SHCS & Econ T-nut
5112 & 5142	1	M8*40 SHCS & Econ T-nut

Model	A	B	C	D	E	F	G	Weight(kg)	Compatibility code
6125	30	30	15	15	M6 SHCS	15	M6	0.033	30
6126	40	40	20	20	M8 SHCS	20	M8	0.156	40




MEXFRAME

Universal Right Angle Living Nub



Accessories	QTY	Description
5232 & 5135	2	M6*25 SHCS & Econ T-nut
5112 & 5142	2	M8*40 SHCS & Econ T-nut

Model	A	B	C	D	E	F	G	Weight(kg)	Compatibility code
6127	30	58.7	15	14.35	M6 SHCS	15	M6	0.064	3060
6128	40	78.7	20	19.35	M8 SHCS	20	M8	0.311	4080



Right Angle Pivot Nub Assembly-30 series



Accessories	
Nub to Profile	M6*25 SHCS & Econ T-nut
Nub to Arms	M6*12 BHSCS
Arm to Profile	M6*25 BHSCS & Econ T-nut


6123	6125	6127	6103	6111
0° Nub	90° Nub	Universal Nub	90mm/120mm Arm	"L" Arm

 6624 Weight: 0.107 kg	1			2	
 6625 Weight: 0.107 kg		1		2	
 6626 Weight: 0.152 kg			1	2	
 6627 Weight: 0.107 kg	1				2
 6629 Weight: 0.147 kg			1		2
 6628 Weight: 0.104 kg		1			2



MEXFRAME

Right Angle Pivot Nub Assembly -40 Series




Accessories	
Nub to Profile	M8*40 SHCS & Econ T-nut
Nub to Arms	M8*16 BHSCS
Arm to Profile	M8*16 BHSCS & Econ T-nut
	M8*16 FHSCS & Econ T-nut


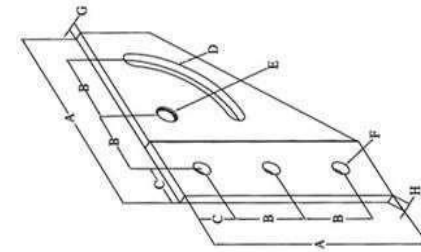
	6124	6126	6128	6104	6112
	0° Nub	90° Nub	Univergal Nub	90mm/120mm Arm	"L" Arm

 6634 Weight: 0.327 kg	1			2	
 6635 Weight: 0.327 kg		1		2	
 6636 Weight: 0.488 kg			1	2	
 6637 Weight: 0.323 kg	1				2
 6639 Weight: 0.484 kg			1		2
 6638 Weight: 0.329 kg		1			2

CNC Bracket



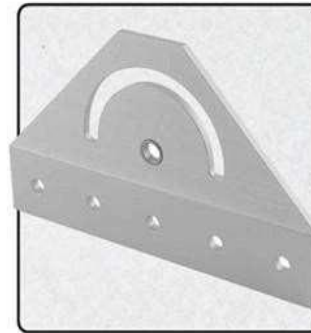
90° Pivot Bracket



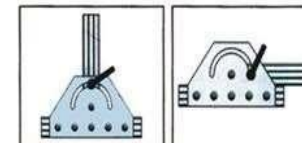
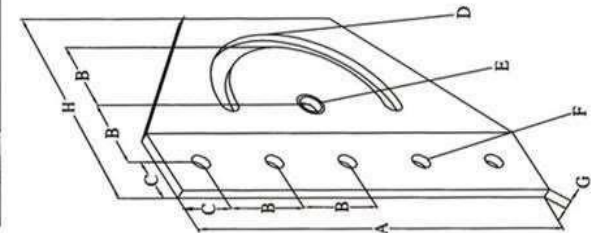
Accessories	QTY	Description
5098 & 5139/5343	4&2&1	M6*10 BHSCS & Econ T-nut
5102 & 5144/5345	4&2&1	M8*16 BHSCS & Econ T-nut

Model	A	B	C	D	E	F	G	Weight(kg)	Compatibility code
6133	90	30	15	Ø6.3	Ø8	Ø6.3	3.36	0.048	30 Left
6134	90	30	15	Ø6.3	Ø8	Ø6.3	3.36	0.048	30 Right
6135	120	40	20	Ø8.3	Ø10	Ø8.3	5.36	0.155	40 Left
6136	120	40	20	Ø8.3	Ø10	Ø8.3	5.36	0.155	40 Right

56



180° Pivot Bracket



Accessories	QTY	Description
5098 & 5139/5343	6&2&1	M6*10 BHSCS & Econ T-nut
5102 & 5144/5345	6&2&1	M8*16 BHSCS & Econ T-nut

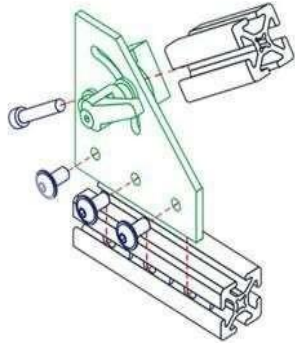
Model	A	B	C	D	E	F	G	H	Weight(kg)	Compatibility code
6137	150	30	15	Ø6.3	Ø8	Ø6.3	4	90	0.069	30
6138	200	40	20	Ø8.3	Ø10	Ø8.3	6	120	0.245	40



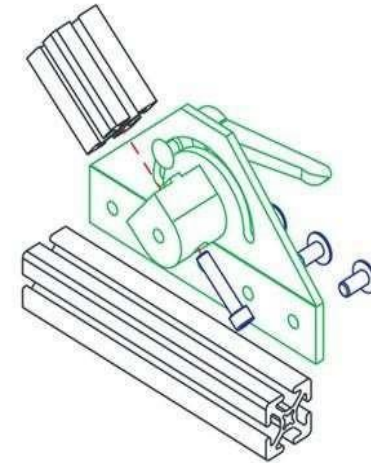
MEXFRAME

CNC Bracket

Pivot Bracket Assembly-90°



Pivot Bracket Assembly-180°


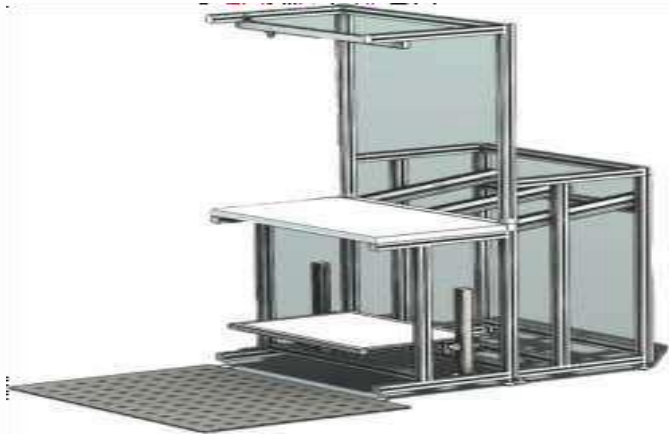


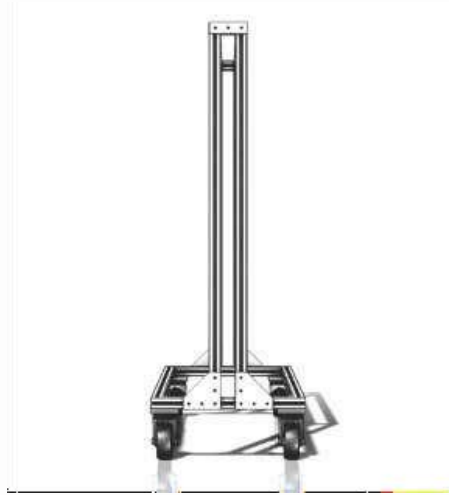


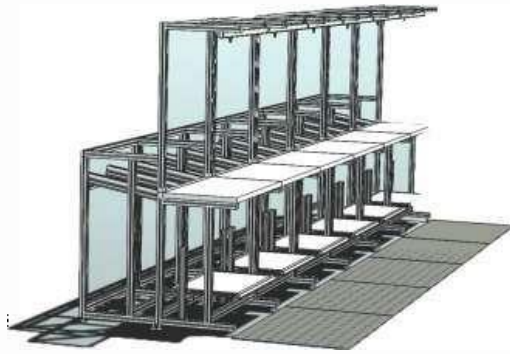
	6133 Left Hand 30 Series	6134 Right Hand 30 Series	6135 Left Hand 40 Series	6136 Right Hand 40 Series	3100 30 Series	4100 40 Series	6113 30 Series	6117 30 Series	6114 40 Series	6118 40 Series
PB101	1				2		1			
PB102	1	1			2			1		
PB103	1				1		1			
PB104		1			1		1			
PB105			1			2			1	
PB106			1	1		2				1
PB107			1			1			1	
PB108				1		1			1	

	6137 30 Series	6138 40 Series	3100 30 Series	4100 40 Series	6113 30 Series	6117 30 Series	6114 40 Series	6118 40 Series
PB201	1		1		1			
PB202	2		2		1			
PB203	2		2			1		
PB204		1		1			1	
PB205		2		2			1	
PB206		2		2				1

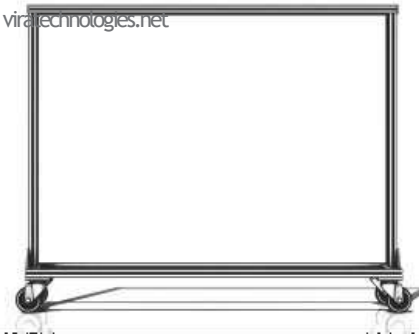
Applications

of aluminum profile and accessories





viratechnologies.net





MEXFRAME



Sales & Technical Support
at Mexico, Honduras, El
Salvador and Nicaragua



viratechnologies.net



656-664-7180 Ext. 107



Julimes 6002 Col. Hipódromo C.P. 32685
Cd. Juárez, Chihuahua, México

ASI INDUSTRIAL